



ROBBERS[®]

INDOOR
2022-2025

SCHMIEDEKUNST AUS LEIDENSCHAFT

Seit 1964 werden in unserem Familienunternehmen in Südlohn Leuchten und Schmiedearbeiten in höchster Qualität hergestellt.

Durch sorgfältige Handwerkskunst entstehen hier Wohnraum- und Gartenleuchten, Straßenlaternen und Sonderanfertigungen verschiedenster Art. Jede Arbeit für sich – ein Unikat, das im Münsterland unter einem Dach entwickelt und gefertigt wird.

Alle verwendeten Gläser sind zudem mundgeblasen. Wir arbeiten ausschließlich mit hochwertigen Materialien und Rohstoffen. Die verschiedenen Standardoberflächen haben wir auf Seite 104 abgebildet.

Die heute so wichtige Anforderung der Nachhaltigkeit erfüllen unsere Produkte, die für Generationen gemacht sind. Zudem verstehen wir die Nachhaltigkeit auch als Ansporn, die Weiterführung der Handwerks-tradition sicherzustellen.

Mit der Ausbildung junger Menschen zum Schmied trägt die Firma Robers-Leuchten dazu bei, eine seit dem Altertum bestehende Tradition aufrechtzuerhalten und sie mit Kreativität und modernen Impulsen zu Pro-dukten von zeitlosem Design zu verschmelzen.



CRAFTSMANSHIP WITH PASSION

Since 1964 we have been producing high quality lighting fixtures in our family owned company in Südlohn / Germany.

Our lighting fixtures are carefully crafted by experienced blacksmiths. Indoor and garden lighting, street lighting and customized items are created in various types. Each for itself – a unique piece developed and manufactured under one roof here in Germany.

We only work with high-class materials and all glasses we use are hand-blown. In this way each item becomes a unique touch. For different finishes see page 104.

Our products are made for generations and meet the requirements of sustainability which becomes more and more important today. We also feel sustainability as incentive to continue with tradition of handcraft.

By training young people to become blacksmith we help to maintain an ancient tradition, which combined with creativity and modern impulses comes to products of timeless design.



LA FORGE, NOTRE PASSION

Depuis 1964, notre entreprise familiale, implantée à Südlohn en Allemagne, réalise des luminaires ainsi que de la ferronnerie d'art d'une qualité remarquable.

Forts de notre savoir-faire et de notre expérience, nous proposons des solutions d'équipement et d'aménagement décoratifs et fonctionnels dans les domaines de l'éclairage intérieur, extérieur et urbain.

La fabrication des produits au sein de nos ateliers familiaux et de ceux de nos partenaires locaux, offre une très grande flexibilité, permettant de répondre aux demandes les plus spécifiques.


Soigneusement forgée à la main, puis façonnée dans le respect des traditions artisanales, chaque pièce est unique. Les matériaux que nous travaillons sont de très haute qualité et les verres soufflés proviennent de maîtres verriers. Nos réalisations sont ainsi durables, destinées à plusieurs générations.

Enfin, nous mettons un point d'honneur à la formation des jeunes au métier de forgeron, assurant la transmission d'une tradition ancestrale, tout en respectant les tendances modernes et en proposant un design intemporel.

Retrouvez le nuancier des patines de finition page 104.





 Начиная с 1964 года на нашем семейном предприятии в городе Зюдлон в Германии мы производим светильники высочайшего качества.

Марка RPBERS – это традиции, основательность и классический дизайн.

Новые идеи светильников рождаются в нашем доме и здесь же воплощаются в жизнь высококлассными мастерами ручнойковки. Это позволяет очень гибко реагировать на пожелания клиентов. Каждая работа мастеров уникальна.

В производстве используются только высококачественные материалы, такие как устойчивый к воздействию морской воды алюминий, чугун, оцинкованная сталь и медь.

Образцы покрытий, используемых при производстве изделий, представлены на странице 104.

Мы идем в ногу с техническими инновациями и уже сегодня оснащаем светильники светодиодными (LED) и другими современными энергосберегающими источниками света.

Светильники поставляются укомплектованными только высококачественными электрическими компонентами и готовы к установке.

Наши производственные возможности позволяют осуществить самые изысканные пожелания клиента. Мы реализуем ваши представления по разработанному нами эскизу.



CONTEMPORARY



The modern luminaires of the category CONTEMPORARY impress with their simple aesthetics and technical details.

The contrast between plain steel and mouth-blown or specially coated flat glass is an important stylistic element of this series. Moreover it offers various possibilities in individual project designs.

The linear design is particularly emphasized by the hand-applied patination.

INDUSTRIAL



A design like taken from the beginning of the industrial century. Our luminaires of the category INDUSTRIAL reflect the aesthetic charm of industrial culture.

The combination of timeless design, solid steel and authentic details give this series its unique character.

THEME



Theme Lighting is our greatest passion.

The individual solutions for numerous theme parks around the world allow us to redefine the boundaries between creativity and technical solutions.

There were medieval chandeliers, flight objects in Jules Verne style or lamps which took us to another galaxy which left our manufactory.

Each lamp is unique.

CLASSIC



These luminaires are inspired by historical designs and produced in a traditional way by our experienced craftsmen.

As an reproduction of historical models or timeless classics our lights are giving old wine cellars, mansions and historical buildings a new brilliance.

Our candle series creates an atmosphere with a timeless charm and offers a big flexibility regarding sizes and shapes to fit your projects.



CONTEMPORARY



HL 2673



HL 2671

HL 2673

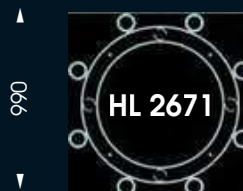
socket: 12 x E 27
4 x GU10
height: 363 mm
diameter: 1400 mm
weight: 41 kg

glass: 12 x Nr. 285-16-M
finish: iron nature
rope: 1,5 m steel rope
canopy: 4 x Ø120 mm

HL 2671

socket: 8 x E 27
4 x GU10
height: 363 mm
diameter: 990 mm
weight: 31 kg

glass: 8 x Nr. 285-16-M
finish: iron nature
rope: 1,5 m steel rope
canopy: 4 x Ø120 mm





Canopy



DE 2675

DE 2675

socket: 1 x E 27
 height: 290 mm
 diameter: 130 mm
 glass: Nr. 285-16-M-B
 finish: iron nature
 weight: 2 kg



TL 4107

socket: 1 x E 27
 height: 410 mm
 width: 150 mm

glass: Nr. 285-16-M
 finish: iron nature
 weight: 3 kg

SL 119

socket: 1 x E 27
 height: 1450 mm
 width: 245 mm

glass: Nr. 411-16-M
 finish: iron nature
 weight: 8 kg



SL 119



TL 4107



WL 3715



WL 3717

WL 3717

socket: 7 x E 27
height: 480 mm
width: 1080 mm
dist. to wall: 140 mm

glass: 7 x Nr. 285-16-M
finish: iron nature
weight: 24 kg

WL 3715

socket: 1 x E 27
height: 1300 mm
width: 89 mm
dist. to wall: 140 mm

glass: Nr. 285-16-M
finish: iron nature
weight: 8 kg

WL 3711

socket: 1 x E 27
height: 480 mm
width: 89 mm
dist. to wall: 140 mm

glass: Nr. 285-16-M
finish: iron nature
weight: 2 kg

WL 3713

socket: 2 x E 27
height: 480 mm
width: 230 mm
dist. to wall: 140 mm

glass: 2 x Nr. 285-16-M
finish: iron nature
weight: 6 kg



WL 3711



WL 3713

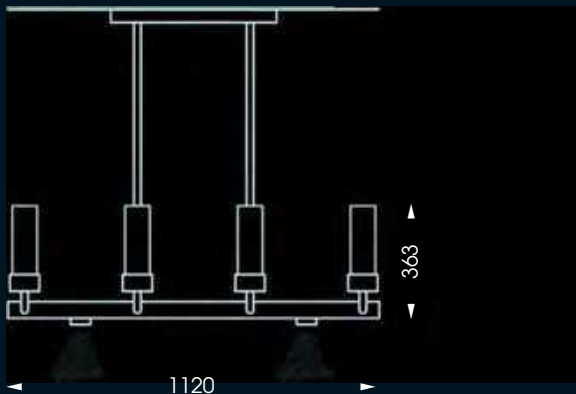


HL 2677

HL 2677

socket: 8 x E 27, 2 x GU 10 glass: 8 x Nr. 285-16-M
 height: 363 mm finish: iron nature
 width: 1120 mm weight: 28 kg
 canopy: 500 x 150 mm

The overall height will be made according to your requirements.



HL 2677
Detail

HL 2691
reflection
upwards



HL 2691
Detail



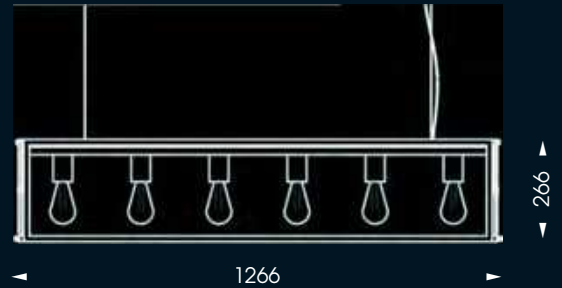
HL 2691
infinity
reflection



HL 2691

socket:	6 x E 27	glass:	dichroic blue/gold
height:	266 mm	finish:	iron nature
width:	1266 mm	rope:	1,5 m steel
canopy:	2 x 220 x 50 mm	weight:	21 kg

The glass changes its appearance depending on the incidence of light, creating an individual play of colours. The angle of the glass frames can be adjusted by a mechanism. In this way the reflection of the light can be directed upwards or downwards.



HL 2691
reflection
Downwards



HL 2691
Canopy



HL 2691





SL 121



SL 121
reflection
downwards



SL 121
reflection
upwards



SL 121
Detail



WL 3721

SL 121

socket: 2 x E 27
 height: 1750 mm
 width: 400 mm
 depth: 300 mm

glass: dichroic blue/gold
 finish: iron nature
 weight: 28 kg

WL 3721

socket: 2 x E 27
 height: 300 mm
 width: 451 mm
 dist. to wall: 269 mm

glass: dichroic blue/gold
 finish: iron nature
 weight: 8 kg

The glass changes its appearance depending on the incidence of light, creating an individual play of colors. The angle of the glass frames can be adjusted by a mechanism. In this way the reflection of the light can be directed upwards or downwards.



**WL 3721
 Detail**



ST 2685

Detail



ST 2684





ST 2688

ST 2685

socket: 3 x GU 10 length: 394 mm
 height: 115 mm finish: iron nature
 width: 134 mm weight: 3 kg

ST 2684

socket: 1 x GU 10 length: 134 mm
 height: 115 mm finish: iron nature
 width: 134 mm weight: 1 kg

ST 2688

socket: 7 x GU 10 length: 1180 mm
 height: 115 mm finish: iron nature
 width: 134 mm weight: 9 kg

ST 2687


socket: 5 x GU 10 length: 734 mm
 height: 115 mm finish: iron nature
 width: 134 mm weight: 6 kg

ST 2686

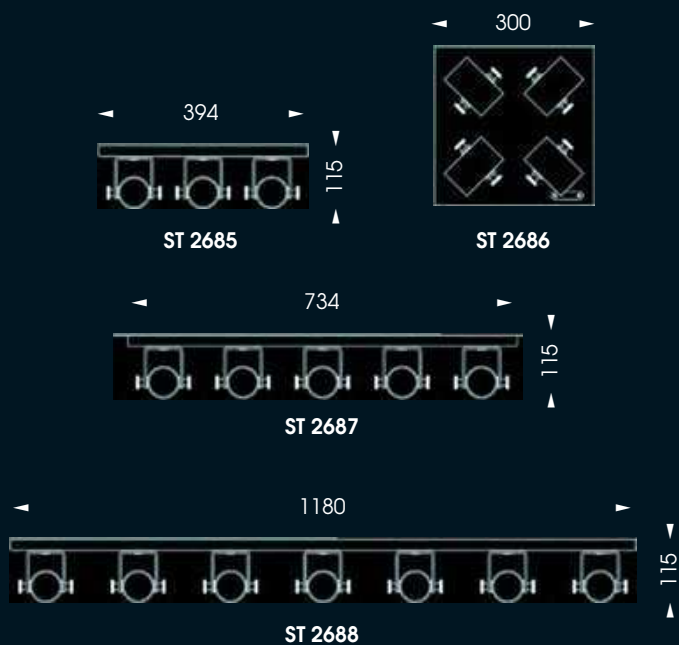
socket: 4 x GU 10 length: 300 mm
 height: 115 mm finish: iron nature
 width: 300 mm weight: 5 kg

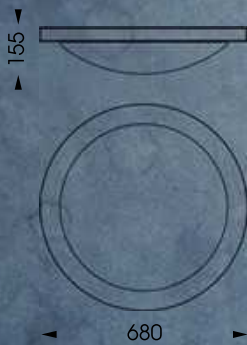


ST 2687




ST 2686





DE 2683



DE 2682



DE 2681



DE 2683



DE 2682



DE 2681

Detail



DE 2681

socket: 2 x E 27
 height: 125 mm
 diameter: 400 mm

glass: Nr. 320-16-M
 finish: iron nature
 weight: 6 kg

DE 2682

socket: 3 x E 27
 height: 135 mm
 diameter: 500 mm

glass: Nr. 321-16-M
 finish: iron nature
 weight: 10 kg

DE 2683

socket: 3 x E 27
 height: 155 mm
 diameter: 680 mm

glass: Nr. 322-16-M
 finish: iron nature
 weight: 16 kg

WL 3732

socket: 1 x E 27
8W LED 2200K
finish: iron nature
dist. to wall: 93 mm

width: 120 mm
height: 403 mm
weight: 3 kg

TL 4109


socket: 1 x E 27
8W LED 2200K
finish: iron nature

width: 140 mm
height: 408 mm
weight: 3 kg

SL 122

socket: 1 x E 27
8W LED 2200K
finish: iron nature

width: 160 mm
height: 1200 mm
weight: 8 kg



WL 3732



SL 122



TL 4109



HL 2699

WL 3730



WL 3730
Detail





HL 2699

WL 3730

socket: 2 x GU 10 up
1 x GU 10 down
height: 200 mm
dist. to wall: 105 mm

finish: iron nature
width: 260 mm
weight: 4 kg

HL 2699

socket: 9 x GU 10 up
9 x GU 10 down
rope: 1,5 m steel rope
canopy: Ø 219 mm

finish: iron nature
height: 80 mm
diameter: 1406 mm
weight: 43 kg

This suspension lamp with up- and downlights can be produced in the diameter you require.





HL 2674



**HL 2674
Detail**

HL 2674

socket: 12 x E 27
4 x GU 10
height: 200 mm
diameter: 1365 mm

canopy: Ø 4 x 120 mm
finish: iron nature
rope: 1,5m steel rope
weight: 30 kg

HL 2678

socket: 8 x E 27
2 x GU 10
height: 200 mm
width: 315 mm

canopy: 500 x 150 mm
finish: iron nature
weight: 20 kg
length: 1120 mm

The overall height will be made according to your requirements.

DE 2676

socket: 1 x E 27
diameter: 120 mm
height: 98 mm

finish: iron nature
weight: 1 kg



HL 2678



DE 2676



HL 2678
Detail



WL 3716
Detail



WL 3710



WL 3712

WL 3712

socket:	2 x E 27 8W LED 2200K	width:	230 mm
finish:	iron nature	height:	480 mm
dist. to wall:	130 mm	weight:	5 kg

WL 3716

socket:	7 x E 27 8W LED 2200K	width:	1080 mm
finish:	iron nature	height:	480 mm
dist. to wall:	130 mm	weight:	18 kg

WL 3710

socket:	1 x E 27 8W LED 2200K	width:	60 mm
finish:	iron nature	height:	480 mm
dist. to wall:	130 mm	weight:	2 kg





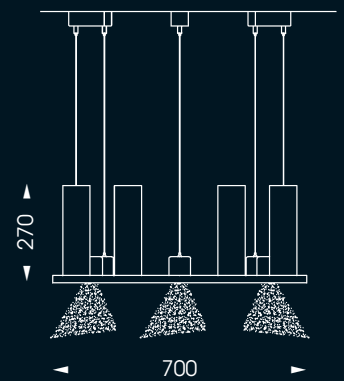
WL 3582



HL 2557
Detail

HL 2557

socket: 6 x E 27, 3 x GU 10
 height: 270 mm
 diameter: 700 mm
 canopy: 3 x 262 x 50 mm
 glass: 6 x Nr. 285-16-M
 finish: iron nature
 weight: 19 kg
 rope: 1,5 m steel rope



WL 3582

socket: 1 x E 27
 height: 630 mm
 width: 125 mm
 dist. to wall: 130 mm

glass: Nr. 285-smoke
 finish: smokey grey
 weight: 3 kg



HL 2557
Detail





HL 2701

HL 2701
Detail



HL 2701

socket:	1 x E 27 1 x GU 10	glass:	Nr. 333-16-M
height:	292 mm	finish:	iron nature
diameter:	180 mm	weight:	3 kg
		canopy:	Ø 188 mm

The overall height will be made according to your requirements.




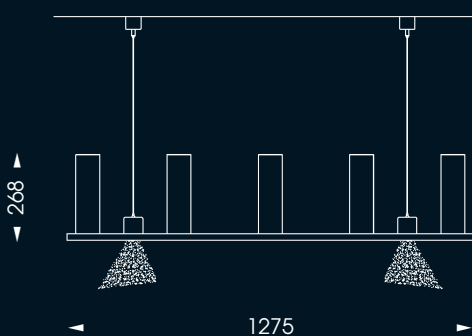
◀ 120 ▶
◀ 188 ▶



HL 2555

HL 2555

socket:	5 x E 27 2 x GU 10	glass:	5 x Nr. 285-16-M
length:	1275 mm	finish:	iron nature
width:	130 mm	height:	268 mm
rope:	1,5 m steel rope	weight:	14 kg
		canopy:	2 x 262 x 50 mm



**HL 2555
Detail**




111.000.637



111.000.637
Detail





111.000.637

socket: 2 x HL 2569-400 (E 27)
 1 x HL 2696-400 (E 27)
 5 x spots (GU 10)

finish: iron nature
 height: 750 mm
 length: 3230 mm
 width: 1910 mm

customized tube system

An individual production for your premises.
 We manufacture a construction with swiveling spotlights, metal shades or suspensions according to your specifications.
 The overall height will be made according to your requirements.

111.000.637 Detail





INDUSTRIAL



DE 2644



HL 2680



WL 3678



SL 116

DE 2644

socket: 1 x E 27
height: 205 mm
diameter: 127 mm

finish: iron nature
weight: 1 kg

HL 2680

socket: 1 x E 27
height: 400 mm
width: 206 mm

rope: 1,5 m steel rope
finish: iron nature
weight: 6 kg

WL 3678

socket: 1 x E 27
height: 413 mm
width: 206 mm
dist. to wall: 250 mm

finish: iron nature
weight: 4 kg

SL 116

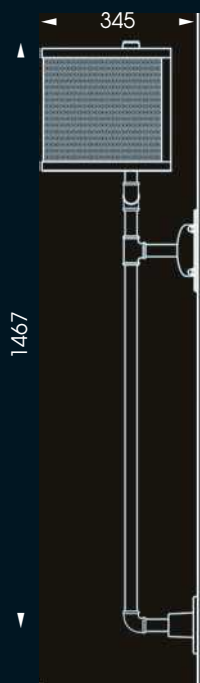
socket: 1 x E 27
height: 1600 mm
width: 220 mm

finish: old copper
weight: 17 kg



WL 3680

- socket: 2 x E 27
- height: 1467 mm
- width: 396 mm
- dist. to wall: 345 mm
- finish: old copper
- weight: 11 kg



WL 3680



TL 4101



WL 3629

TL 4101

socket: 1 x E 27
height: 446 mm
width: 140 mm

finish: iron nature
weight: 4 kg

WL 3629

socket: 1 x E 27
height: 264 mm
width: 130 mm
dist. to wall: 148 mm

finish: iron nature
weight: 2 kg

TL 4110

socket: 2 x E 27
height: 446 mm
width: 270 mm

finish: iron nature
weight: 5 kg



TL 4110



HL2690



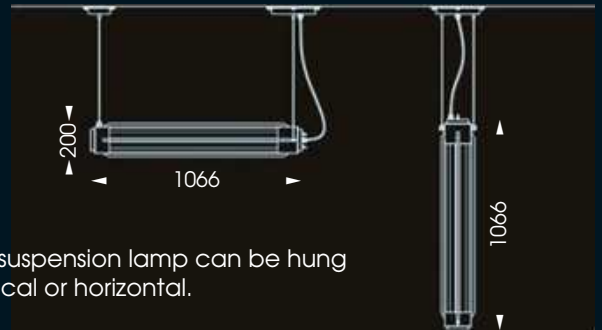
HL2690

WL 3720

socket:	2 x G13 14W LED 3000K	dist. to wall:	180 mm
length:	1066 mm	glass:	Nr. 529-17
width:	200 mm	finish:	iron nature
		weight:	17 kg

HL 2690

socket:	2 x G13 14W LED 3000K	glass:	Nr. 529-17
finish:	iron nature	length:	1066 mm
width:	200 mm	weight:	21 kg
		rope:	1,5 m steel rope



This suspension lamp can be hung vertical or horizontal.



HL2690
Detail



WL 3720



HL 2700-400

HL 2700-400
Detail



HL 2700-400

socket: 1 x E 27
height: 350 mm
diameter: 400 mm

finish: iron nature
weight: 6 kg
canopy: B Nr. 45

The overall height of this fixture will be made according to your requirements.

HL 2569-400

socket: 1 x E 27
height: 300 mm
diameter: 400 mm

finish: iron nature
weight: 4 kg
canopy: B Nr. 45






HL 2569-400



HL 2696-400



**HL 2696-400
Detail**

HL 2696-400


socket:	1 x E 27	finish:	iron nature
height:	372 mm	weight:	5 kg
diameter:	400 mm	canopy:	B Nr. 44
chain:	K 1162 - 1 m		

AL 6915


socket:	1 x E 27	glass:	Nr. 447-17
height:	330 mm	finish:	iron nature
width:	158 mm	weight:	4 kg

WL 3683


socket:	1 x E 27	glass:	Nr. 447-17
height:	365 mm	finish:	iron nature
width:	158 mm	weight:	4 kg
dist. to wall:	280 mm		



AL 6915



WL 3683
Detail



WL 3683



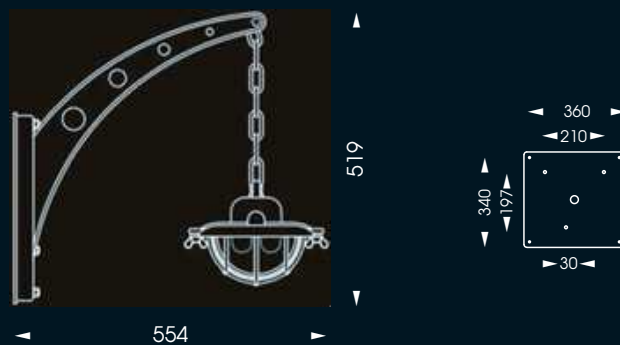
WL 3726



WL 3726
Detail

WL 3726

socket:	2 x G13	length:	1096 mm
	14W LED 3000K	height:	519 mm
glass:	2 x Nr. 526-17	width:	240 mm
finish:	iron nature	weight:	23 kg
chain:	2 x K 1163 - 1 m	dist. to wall:	554 mm



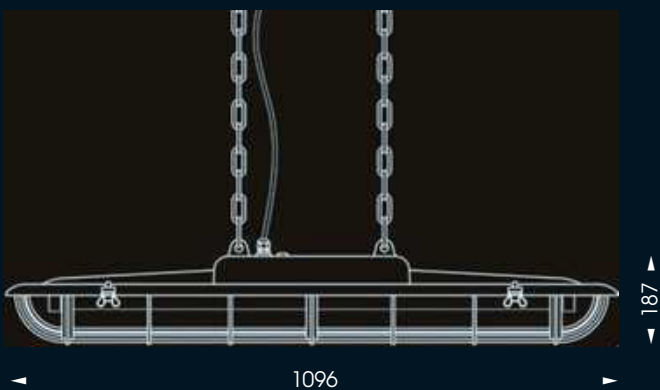


HL 2693



HL 2693

socket:	2 x G13	length:	1096 mm
	14W LED 3000K	height:	187 mm
glass:	2 x Nr. 526-17	width:	240 mm
finish:	iron nature	weight:	19 kg
chain:	2 x K 1163 – 1 m		



HL 2693 Detail





HL 2548



HL 2548
Detail

HL 2548

socket: 8 x E 27
4 x GU 10
height: 385 mm
diameter: 1000 mm

glass: 8 x Nr. 411-16-M
finish: iron nature
weight: 75 kg
canopy: 4 x Ø 120 mm

The overall height of this fixture will be made according to your requirements.



1000
HL 2548



WL 3580

WL 3580

socket: 1 x E 27
 height: 700 mm
 width: 125 mm
 dist. to wall: 120 mm

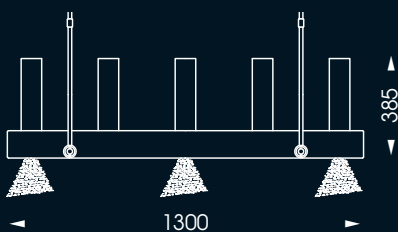
glass: Nr. 411-16-M
 finish: iron nature
 weight: 6 kg

HL 2547

socket: 5 x E 27
 3 x GU 10
 height: 385 mm
 width: 160 mm

length: 1300 mm
 glass: 5 x Nr. 411-16-M
 finish: iron nature
 weight: 33 kg

The overall height of this fixture will be made according to your requirements.



HL 2547



HL 2547

**HL 2547
 Detail**





H 16933



SL 109
Detail

H 16933

socket:	1 x E 27	finish:	iron nature
length:	800 mm	wood:	oiled oak
width:	800 mm	weight:	66 kg
table height:	760 mm	height:	1850 mm
shade:	Ø 400 mm		

SL 109

socket:	1 x E 27	depth:	270 mm
height:	1420 mm	finish:	iron nature
width:	360 mm	weight:	15 kg

This handmade cotton dress is tailored by a small studio in Südlahn, Germany.



H 16933
Detail



SL 109
Detail





DE 2627



DE 2627
Detail

DE 2626 (drawing)

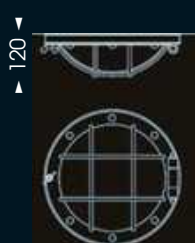
socket: 2 x E 27
height: 120 mm
diameter: 420 mm

glass: Nr. 320-16-M
finish: terra
weight: 10 kg

DE 2627

socket: 3 x E 27
height: 135 mm
diameter: 540 mm

glass: Nr. 321-16-M
finish: terra
weight: 14 kg



DE 2626

◀ 420 ▶



DE 2627


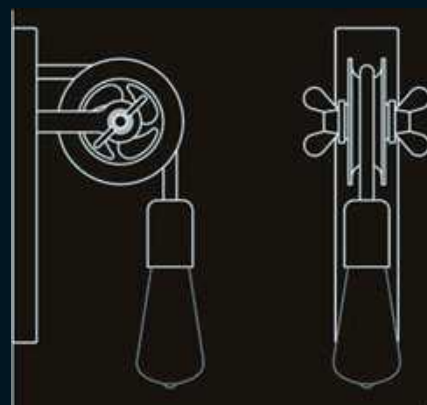
◀ 540 ▶



WL 3673

WL 3673

socket:	1 x E 27	finish:	iron nature
height:	300 mm	width:	120 mm
dist. to wall:	170 mm	weight:	2 kg



**WL 3673
Detail**



ST 2619

ST 2615



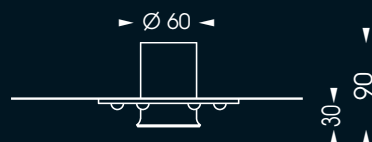
ST 2619

socket:	1 x GU 10	finish:	iron nature
width:	130 mm	weight:	1 kg
dist. to wall:	128 mm		

ST 2615

socket:	1 x GU 10	finish:	iron nature
height:	90 mm	weight:	1 kg
width:	150 mm		

ST 2615





ST 2654

ST 2654

socket: 5 x GU 10 width: 130 mm
 height: 128 mm finish: iron nature
 length: 734 mm weight: 6 kg

ST 2647

socket: 4 x GU 10 width: 300 mm
 height: 128 mm finish: iron nature
 length: 300 mm weight: 5 kg

ST 2646

socket: 3 x GU 10 width: 130 mm
 height: 128 mm finish: iron nature
 length: 394 mm weight: 4 kg



ST 2647




ST 2647

ST 2646



◀ 130 ▶

ST 2619



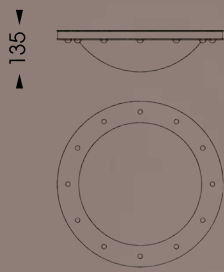
◀ 394 ▶

ST 2646



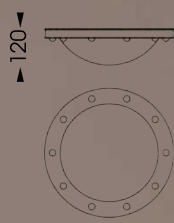
◀ 734 ▶

ST 2654



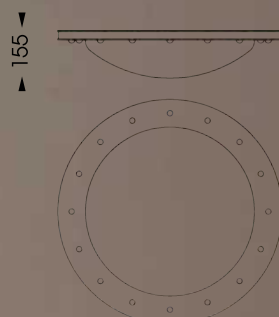
540

DE 2551



420

DE 2550



730

DE 2552



DE 2551

DE 2550

DE 2552



DE 2550
Detail

DE 2550

socket: 2 x E 27
height: 120 mm
diameter: 420 mm

glass: Nr. 320-16-M
finish: iron nature
weight: 8 kg

DE 2551

socket: 3 x E 27
height: 135 mm
diameter: 540 mm

glass: Nr. 321-16-M
finish: iron nature
weight: 14 kg

DE 2552

socket: 3 x E 27
height: 155 mm
diameter: 730 mm

glass: Nr. 322-16-M
finish: iron nature
weight: 16 kg



ST 2628

ST 2628


socket:	3 x E 27	length:	760 mm
height:	200 mm	finish:	iron nature
width:	70 mm	weight:	8 kg

ST 2614

socket:	1 x E 27	finish:	iron nature
height:	180 mm	weight:	2 kg
width:	120 mm		
dist. to wall:	200 mm		



ST 2614
Detail

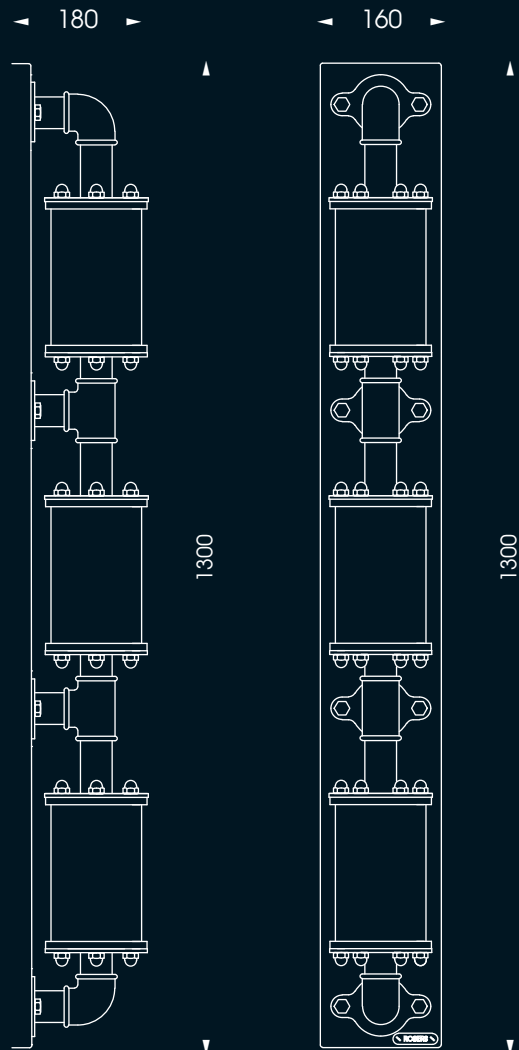


ST 2614

WL 3734

socket: 3 x E 27
height: 1300 mm
width: 160 mm
dist. to wall: 180 mm

glass: 3 x Nr. 116-16
finish: iron nature
weight: 16 kg



WL 3734

WL 3734
Detail



WILLY

111.000.260

height: 2900 mm
width: 1018 mm
depth: 718 mm
finish: iron nature

Our aquarium is custom made.
Means we can build the size upon your request.



PRIVATE
CUSTOMIZED
WINE CELLAR

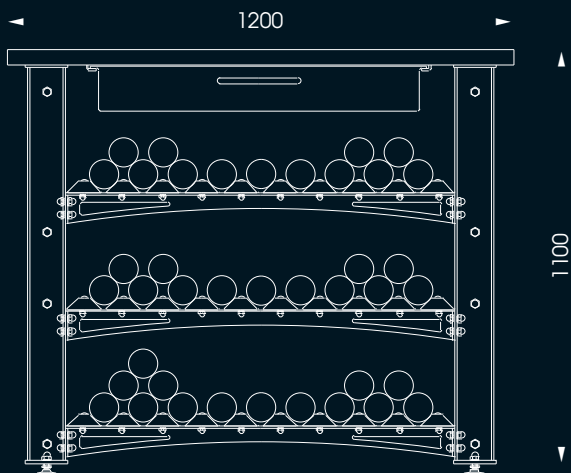




H 16929

H16929 Wine Counter with drawer

length:	1200 mm	finish:	iron nature
width:	500 mm	wood:	oak
height:	1100 mm	weight:	142 kg





THEME



HL 2651




HL 2651
Detail

HL 2651

socket: 2 x E 27
2 x GU 10
height: 625 mm
width: 530 mm

length: 1185 mm
finish: custom
weight: 27 kg



1185

625

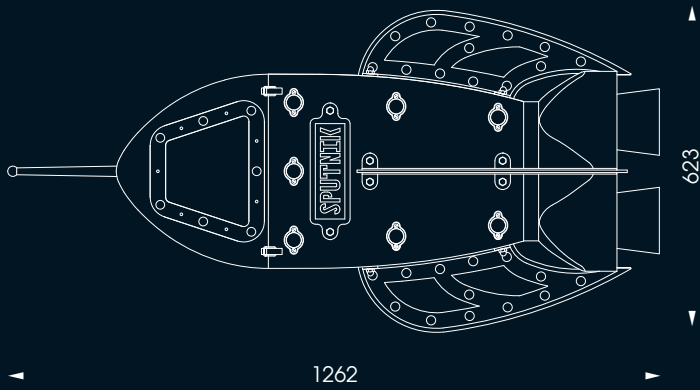


HL 2652

HL 2652

socket: 5 x E 27
 length: 1262 mm
 width: 623 mm

finish: custom
 weight: 40 kg




SL 123

socket: 5 x E 27
 length: 1620 mm
 width: 680 mm

finish: custom
 weight: 45 kg

SL 123






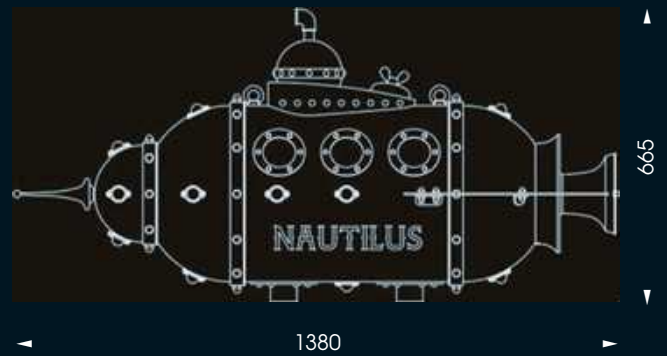
HL 2650



HL 2650


socket: 2 x E 27
2 x GU 10
height: 665 mm
width: 567 mm
length: 1380 mm

finish: custom
weight: 31 kg



AL 6834-I

socket: 2 x E 27
height: 2500 mm
width: 890 mm
depth: 440 mm
glass: Nr. 141-17, Nr. 285-17
finish: steampunk
weight: 118 kg



AL 6834-I



HL 2697



HL 2694-I

HL 2697

socket: 1 x E 27
 height: 565 mm
 diameter: 540 mm
 canopy: B Nr. 44

finish: steampunk
 chain: K1163 - 1 m
 weight: 5 kg

HL 2694-I

socket: 1 x E 27
 height: 525 mm
 diameter: 256 mm
 canopy: B Nr. 44

glass: Nr. 504-17-M
 finish: steampunk
 chain: K1163 - 1 m
 weight: 10 kg

WL 3727-I

socket: 1 x E 27
 height: 500 mm
 width: 256 mm
 dist. to wall: 360 mm
 glass: Nr. 504-17-M
 finish: steampunk
 weight: 14 kg



**Canopy
 B Nr. 44**

WL 3727-I





WL 3728



**WL 3728
Detail**

WL 3728

socket: 1 x E 27
1 x E 14
height: 322 mm
dist. to wall: 244 mm

width: 510 mm
finish: steampunk
glass: Nr. 477-17
weight: 15 kg

WL 3729

socket: 1 x E 27
height: 470 mm
width: 219 mm
dist. to wall: 244 mm

glass: Nr. 477-17
finish: steampunk
weight: 9 kg



WL 3728
Detail



WL 3728
Detail



WL 3729



Detail



WL 3651



WL 3651
Detail

WL 3651

socket:	1 x E 27 1 x GU 10	glass:	4 x Nr. 483 clear
height:	298 mm	finish:	taverna
width:	276 mm	weight:	4 kg
dist. to wall:	187 mm		



HL 2633
Detail

HL 2633

socket: 1 x E 27
1 x GU 10
height: 277 mm
width: 276 mm

glass: 6 x Nr. 483 clear
finish: taverna
weight: 7 kg

The overall height of this fixture will be made according to your requirements.



HL 2633
Detail



HL 2633



HL 2698-2



HL 2698-3



HL 2698-4



WL 3704



HL 2669

HL 2698-2

socket: 1 x E 27
 height: 420 mm
 diameter: 250 mm
 chain: K1161 – 1 m

finish: taverna
 canopy: B Nr. 44
 weight: 3 kg

HL 2698-3

socket: 1 x E 27
 height: 370 mm
 diameter: 250 mm
 chain: K1161 – 1 m

finish: taverna
 canopy: B Nr. 44
 weight: 4 kg

HL 2698-4

socket: 1 x E 27
 height: 350 mm
 diameter: 250 mm
 chain: K1161 – 1 m

finish: taverna
 canopy: B Nr. 44
 weight: 4 kg

HL 2669

socket: 9 x E 14
 3 x GU 10
 height: 325 mm
 diameter: 1450 mm
 canopy: B Nr. 38

glass: 9 x Nr. 505-195-CO-M cognac
 finish: taverna
 chain: 3 x K1163 – 1 m
 weight: 38 kg

WL 3704

socket: 2 x E 14
 1 x GU 10
 height: 750 mm
 width: 400 mm
 dist. to wall: 280 mm

glass: 2 x Nr. 505-195-CO-M cognac
 finish: taverna
 weight: 9 kg

You can choose from 5 different knight helmets.



HL 2425-N



HL 2425-N
Detail

HL 2425-N

socket: 12 x E 27
4 x GU 10
height: 510 mm
diameter: 1100 mm
weight: 42 kg

glass: 12 x Nr. 340-AM-M
finish: patina
canopy: B Nr. 39
chain: K 1160 – 1 m

WL 3477

socket: 1 x E 27
height: 680 mm
width: 140 mm
dist. to wall: 210 mm

glass: Nr. 340-AM-M
finish: patina
weight: 5 kg

WL 3478

socket: 1 x E 27
height: 990 mm
width: 300 mm
dist. to wall: 325 mm

glass: Nr. 339-AM-M
finish: patina
weight: 12 kg



WL 3477



WL 3478



WL 3660



WL 3661



WL 3662

WL 3660
Detail



WL 3660

socket: 1 x E 27
height: 650 mm
width: 140 mm
dist. to wall: 160 mm

finish: terra
weight: 3 kg

WL 3661

socket: 1 x E 27
height: 740 mm
width: 170 mm
dist. to wall: 150 mm

finish: terra
weight: 3 kg

WL 3662


socket: 1 x E 27
height: 600 mm
width: 160 mm
dist. to wall: 150 mm

finish: terra
weight: 3 kg

RULANTICA
GERMANY



PARC ASTERIX
FRANCE



PARC ASTERIX
FRANCE



RULANTICA
GERMANY

JARDIN D'ACCLIMATION
SCÉNOGRAPHIE THIERRY RETIF
PARIS



PUY DU FOU
FRANCE



PUY DU FOU
FRANCE







CLASSIC



WL 3576



WL 3654

WL 3576

socket: 9 x E 27
 height: 500 mm
 width: 1250 mm
 dist. to wall: 185 mm
 glass: 2 x Nr. 345-16-M
 3 x Nr. 346-16-M
 4 x Nr. 347-16-M

finish: iron nature
 weight: 16 kg

WL 3654

socket: 1 x E 27
 height: 650 mm
 width: 125 mm
 dist. to wall: 170 mm

glass: Nr. 347-16-M
 finish: iron nature
 weight: 4 kg



HL 2509
 Detail



HL 2509

socket: 8 x E 27
2 x GU 10

height: 270 mm

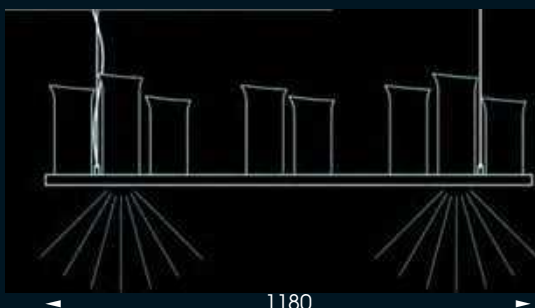
width: 130 mm

length: 1180 mm

rope: 1,5 m steel rope

glass: 3 x Nr. 345-16-M
3 x Nr. 346-16-M
2 x Nr. 347-16-M

finish: iron nature
weight: 18 kg



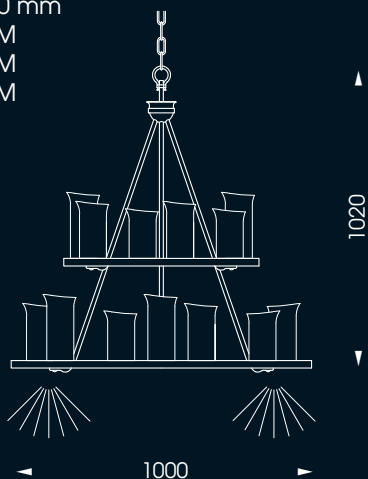
HL 2509
Detail

HL 2560
Detail



HL 2560

socket: 21 x E 27
3 x GU 10
height: 1020 mm
diameter: 1000 mm + 600 mm
glass: 8 x Nr. 345-16-M
8 x Nr. 346-16-M
5 x Nr. 347-16-M
finish: iron nature
canopy: B Nr. 38
weight: 65 kg



HL 2560





WL 3484-ST



WL 3484

WL 3484

socket: 1 x E 27
 height: 335 mm
 width: 165 mm
 dist. to wall: 185 mm

glass: Nr. 347-16-M
 finish: iron nature
 weight: 4 kg

WL 3484-ST

socket: 1 x E 27
 1 x GU 10
 height: 335 mm
 width: 165 mm
 dist. to wall: 185 mm

glass: Nr. 347-16-M
 finish: patina
 weight: 4 kg

WL 3603

socket: 3 x E 27
 1 x GU 10
 height: 335 mm
 width: 387 mm
 dist. to wall: 185 mm
 glass: 1 x Nr. 345-16-M
 1 x Nr. 346-16-M
 1 x Nr. 347-16-M

finish: patina
 weight: 11 kg



WL 3603



**HL 2430
 Detail**

HL 2430

socket: 8 x E 27
2 x GU 10

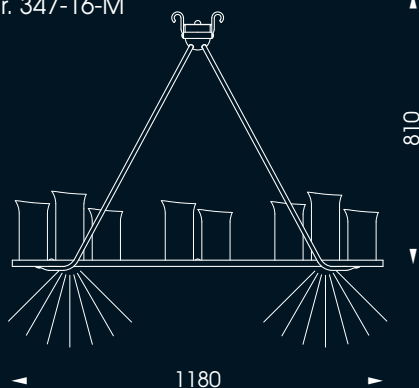
height: 810 mm

width: 130 mm

length: 1180 mm

glass: 3 x Nr. 345-16-M
3 x Nr. 346-16-M
2 x Nr. 347-16-M

finish: iron nature
chain: K 1159 – 1 m
weight: 20 kg





WL 3625

socket: 1 x E 27
height: 1300 mm
width: 100 mm
dist. to wall: 220 mm

glass: Nr. 346-16-M
finish: iron nature
weight: 6 kg

SL 105

socket: 2 x E 27
height: 1840 mm
width: 420 mm

glass: 2 x Nr. 346-16-M
finish: iron nature
weight: 20 kg

TL 4100

socket: 1 x E 27
height: 225 mm
width: 160 mm

glass: Nr. 347-16-M
finish: iron nature
weight: 2 kg



SL 105

TL 4100



WL 3625





WL 3696



WL 3695



TL 4105

TL 4105

socket: 1 x E 27
 height: 535 mm
 width: 200 mm

glass: Nr. 513-16-M
 finish: old bronze
 weight: 5 kg

WL 3695

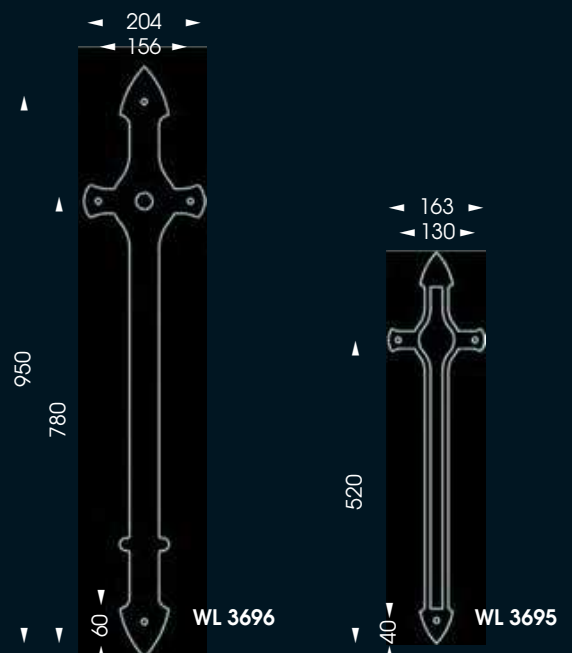
socket: 1 x E 27
 height: 995 mm
 width: 178 mm
 dist. to wall: 280 mm

glass: Nr. 513-16-M
 finish: old bronze
 weight: 6 kg

WL 3696

socket: 1 x E 27
 height: 1490 mm
 width: 267 mm
 dist. to wall: 420 m

glass: Nr. 514-16-M
 finish: old bronze
 weight: 12 kg





HL 2657

WL 3689
Detail

HL 2657

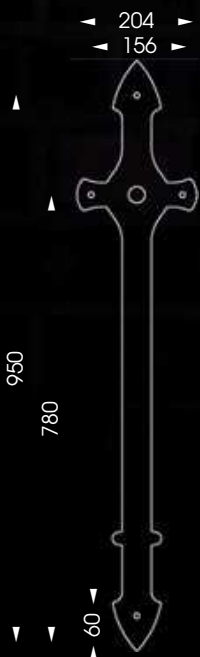
socket:	4 x E 27 4 x GU 10	glass:	4 x Nr. 340-AM-M
height:	350 mm	finish:	old bronze
diameter:	765 mm	chain:	K 1162 – 1 m
		weight:	22 kg

WL 3688

socket:	1 x E 27	glass:	Nr. 340-AM-M
height:	737 mm	finish:	old bronze
width:	145 mm	weight:	6 kg
dist. to wall:	254 mm		

WL 3689

socket:	1 x E 27	glass:	Nr. 339-AM-M
height:	1130 mm	finish:	old bronze
width:	227 mm	weight:	12 kg
dist. to wall:	395 mm		



WL 3689



WL 3688

WL 3689

WL 3688



HL 2667



WL 3703



WL 3702

HL 2666

socket: 6 x E 14
 height: 330 mm
 diameter: 700 mm
 chain: K 1162 – 1 m
 weight: 18 kg

glass: 6 x Nr. 505-195-CO-M
 cognac
 finish: taverna
 canopy: B Nr. 38

HL 2667

socket: 18 x E 14
 height: 830 mm
 weight: 55 kg
 diameter: 600 +1200 mm

glass: 18 x Nr. 505-195-CO-M
 cognac
 finish: taverna
 chain: K 1163 – 1 m

WL 3702

socket: 1 x E 14
 height: 750 mm
 width: 94 mm
 dist. to wall: 164 mm

glass: Nr. 505-195-CO-M
 cognac
 finish: taverna
 weight: 3 kg

WL 3703

socket: 2 x E 14
 height: 750 mm
 width: 300 mm
 dist. to wall: 164 mm

glass: 2 x Nr. 505-195-CO-M
 cognac
 finish: taverna
 weight: 5 kg



HL 2666



HL 853



socket: 12 x E 14
 height: 720 mm
 width: 950 mm
 hooks: B 196

glass: 12 x Nr. 351-16-M
 finish: patina
 weight: 58 kg

HL 851 (drawing)

socket : 6 x E 14
 height: 420 mm
 canopy: B Nr. 39

glass: 6 x Nr. 351-16-M
 width: 670 mm
 hooks: B 196



HL 851

HL 853

WL 903

WL 901

socket: 1 x E 14
 height: 350 mm
 width: 110 mm
 dist. to wall: 220 mm

glass: 1 x Nr. 351-16-M
 finish: patina
 weight: 4 kg

WL 903

socket: 3 x E 14
 height: 415 mm
 width: 335 mm
 dist. to wall: 205 mm

glass: 3 x Nr. 351-16-M
 finish: patina
 weight: 6 kg

WL 901





HL 853

WL 3499

socket: 1 x E 14
height: 330 mm
width: 250 mm
dist. to wall: 140 mm

glass: Nr. 315-17
Nr. 351-16-M
finish: patina
weight: 5 kg

WL 3483

socket: 2 x E 14
height: 490 mm
width: 350 mm
dist. to wall: 190 mm

glass: 1 x Nr. 350-17
2 x Nr. 351-16-M
finish: patina
weight: 12 kg

HL 2428

socket: 4 x E 14
height: 820 mm
diameter: 340 mm
weight: 12 kg

glass: 1 x Nr. 348-17
4 x Nr. 351-16-M
finish: patina
Canopy: B Nr. 38



WL 3499



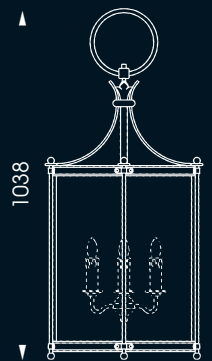
WL 3483



HL 2452
3 x E 14



HL 2428
4 x E 14



HL 2429
4 x E 14



HL 2428

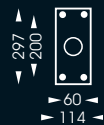


WL 3724-I

**WL 3724-I
Detail**

WL 3724-I (WA 7170, AL 1603-H)

socket: 1 x E 27
 height: 790 mm
 width: 352 mm
 dist. to wall: 453 mm
 glass: clear, facets
 finish: old copper
 weight: 16 kg



HL 2653-I (AL 1603-H)


socket: 1 x E 27
 height: 700 mm
 width: 370 mm
 finish: old copper
 glass: clear, facets
 chain: K 1162 - 1 m
 canopy: B Nr. 38
 weight: 10 kg



REFERENCES




TECHNICAL




iron nature




taverna



terra



patina




vintage



steampunk



old black



black silver



old copper



old bronze



smoky grey

FINISH

The final finish is made by hand, therefore slight colour differences are possible. Of course also every RAL colour is possible.

Alle Leuchten werden von Hand lackiert, leichte Farbabweichungen sind daher möglich. Selbstverständlich können die Leuchten auch in jeder RAL-Farbe lackiert werden.

Toutes les patines de finition sont peintes à la main, c'est pourquoi de légères nuances de teinte sont possibles. Toutes les couleurs RAL sont également réalisables.

GLASS

1 ANTIKA
1-M ANTIKA FROSTED
1-AM ANTIKA AMBER

1-AM-M ANTIKA AMBER FROSTED
AM-M AMBER FROSTED
16 OPAL

16-M OPAL FROSTED
17 CLEAR
17-M CLEAR FROSTED



INDEX

SUSPENSION LAMPS

HL851	.96
HL853	.97
HL2425-N	.74
HL2428	.99
HL2429	.98
HL2430	.87
HL2452	.98
HL2509	.83
HL2547	.47
HL2548	.46
HL2555	.29
HL2557	.27
HL2560	.84
HL2569-400	.41
HL2633	.71
HL2650	.64
HL2651	.62
HL2652	.63
HL2653	.101
HL2657	.92
HL2666	.95
HL2667	.94
HL2669	.73
HL2671	.8
HL2673	.8
HL2674	.22
HL2677	.11
HL2678	.23
HL2680	.34
HL2690	.38
HL2691	.12
HL2693	.45
HL2694-1	.67
HL2696-400	.42
HL2697	.66
HL2698-2	.72
HL2698-3	.72
HL2698-4	.72
HL2699	.20
HL2700-400	.40
HL2701	.28

FLOOR LAMPS

SL105	.88
SL109	.49
SL116	.34
SL119	.9
SL121	.14
SL122	.19
SL 123	.63

POST LAMPS

AL6834-1	.65
----------	-----

ACCESSOIRES

H16929	.59
H16933	.48

CUSTOM MADE

111.000.260	.57
111.000.637	.30

TABLE LAMPS

TL4100	.88
TL4101	.36
TL4105	.91
TL4107	.9
TL4109	.19
TL4110	.37

SPOTS

ST2614	.55
ST2615	.52
ST2619	.52
ST2628	.55
ST2646	.53
ST2647	.53
ST2654	.53
ST2684	.16
ST2685	.16
ST2686	.17
ST2687	.17
ST2688	.17

WALL LAMPS

WL3477	.75
WL3478	.75
WL3483	.98
WL3484	.86
WL3484-ST	.86
WL3499	.98
WL3576	.82
WL3580	.47
WL3582	.26
WL3603	.86
WL3625	.89
WL3629	.37
WL3651	.70
WL3654	.82
WL3660	.76
WL3661	.76
WL3662	.76
WL3673	.51
WL3678	.34

WL3680	.35
WL3683	.43
WL3688	.93
WL3689	.93
WL3695	.90
WL3696	.90
WL3702	.95
WL3703	.95
WL3704	.72
WL3710	.24
WL3711	.10
WL3712	.24
WL3713	.10
WL3715	.10
WL3716	.25
WL3717	.10
WL3720	.39
WL3721	.15
WL3724	.100
WL3726	.44
WL3727-I	.67
WL3728	.68
WL3729	.69
WL3730	.20
WL3732	.19
WL3734	.56
WL901	.96
WL903	.96

CEILING LAMPS

AL6915	.43
DE2550	.54
DE2551	.54
DE2552	.54
DE2626	.50
DE2627	.50
DE2644	.34
DE2675	.9
DE2676	.23
DE2681	.18
DE2682	.18
DE2683	.18

WE RESERVE US THE RIGHT TO CHANGE THE SHAPE AND DESIGN OF OUR LIGHTING FIXTURES. ALL MEASUREMENTS AND WEIGHT DECLARATIONS ARE APPROXIMATE DUE TO THE HAND MADE PRODUCTION.

ÄNDERUNGEN IN FORM UND AUSFÜHRUNG UNSERER LEUCHTEN BLEIBEN UNS VORBEHALTEN. ALLE MASSE UND GEWICHTE SIND CIRCA ANGABEN AUFGRUND DER HANDWERKLICHEN FERTIGUNG.

NOUS NOUS RESERVONS LE DROIT DE MODIFIER LES CARACTERISTIQUES DE NOS PRODUITS SANS PREAVIS. LES DIMENSIONS ET LES POIDS SONT APPROXIMATIFS EN RAISON DE LA FABRICATION ARTISANALE DE NOS PRODUITS.

**HANDMADE
LIGHTING
FROM
GERMANY**

ROBERS®

ROBERS-LEUCHTEN
GmbH & Co. KG
Weseker Weg 36
46354 Südlohn - Germany
+49 (0) 28 62 - 99 77 - 0
www.Robers.com
office@Robers.com