

# Lithoss



Welcome to a world where intelligent functionality meets high-end design. Enter a setting where every detail, no matter how small, plays a crucial role in elevating your interior spaces to extraordinary heights. Explore a universe of dynamic textures to evoke an unparalleled tactile sensation.

*Ready to unlock the potential of pairing luxurious design with cutting-edge technology?*



# Index

Our Story	p4
Synergy with TAL	p8
Online product & price configurator	p12
Select	p14
Cockpit	p24
Aesteem	p34
Dimmers	p36
Sockets	p40
Arpi Floor Sockets	p52
Luminaires	p66
Ipad Canvas	p74
Sneak Peek	p76
Hotel Specials	p78
Technical Guide	p84

# Lithoss

## *Mastery in Belgium*

Lithoss's commitment to quality is what sets us apart from the rest. With over 20 years of experience, we meticulously manufacture each product in Belgium, utilizing premium materials to exceed expectations and maintain the superior craftsmanship that embodies Belgian excellence.

What truly distinguishes Lithoss is the boundless array of possibilities we offer. From functionality to finish, installation options to personalization, our products cater to every preference. Whether it's selecting a specific finish, customizing with a personal engraving, or integrating an assorted door handle, Lithoss tailors to your individual style, drawing inspiration directly from you.



In addition to aesthetics, Lithoss caters to diverse needs with a comprehensive range of product variations. From switches and sockets to USB chargers, sensors and thermostats – all designed to integrate smoothly with advanced automation technology – we provide solutions that transcend mere functionality.

Furthermore, we offer compatibility with various home and building automation systems such as KNX and Casambi, ensuring seamless integration and enhancing the functionality of your space.




# Design, Exploration & *Craftsmanship*

Our unique, handcrafted products showcase our dedication to quality and love for design. We are always on the move, staying updated with the latest trends in interior design, architecture, lighting, home automation and lifestyle. This continuous exploration for innovation has enabled us to stay ahead of the curve and surpass common quality standard for over twenty years.



# Elements *of pureness*

Celebrate the essence of pure design with Lithoss, where compromise finds no place. Our sleek and minimalist designs underscore the allure of even the smallest Lithoss button. Crafted from exclusive Belgian materials, our products capture the essence of enduring quality. Explore the exceptional solidity of these materials, ensuring quality that stands the test of time. Welcome to a world where Lithoss elevates every detail to a standard of timeless sophistication.



Is it any wonder that the Lithoss designs have won several awards?



reddot design award

DESIGN  
PLUS



A'DESIGN AWARD  
& COMPETITION

m.iaw

# Living *Textures*

The living textures create rich, subtle accents in any interior

## Unique, hand-made products

Touching a Lithoss switch, socket, or dimmer is to connect with the very essence of Lithoss. You'll immediately sense the quality sensation of raw and authentic materials. Each surface feels vibrant yet subtle, as if delicately brushed by an artist's hand. These rich textures are meticulously crafted through manual processes, such as sanding, polishing, and galvanic treatments in etching baths. Treated with care and attention, they will interact with light; creating a dynamic interplay of color and perception that shifts with the angle and intensity of illumination.

# Synergy with TAL

Joined through the exclusive use of premium materials such as anodised or powdercoated aluminium, the integration of switches, sockets and lighting forms a unified harmony within your design concept. It's a testament to our commitment to holistic design, elevating it to new heights with Lithoss and TAL working in tandem.

Check out our luminaires collection to find examples of that perfect synergy between our sister companies such as the beautiful berrier swivel on page 69.




Nobel elbow + cockpit



scan for the TAL website



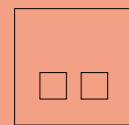
Lithoss and TAL are the perfect match not only because of matching Textured paint but also due to the new Brushed Anodic finishes.



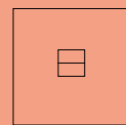
Microscoop + Dimmer

# Endless *possibilities*

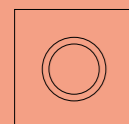
Infinite potential unfolds as our customers explore the diverse combinations available, each contributing to the creation of Lithoss's distinctive and exclusive character.




Switch



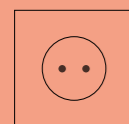
USB  
charger



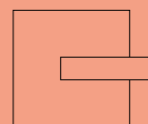
Dimmer



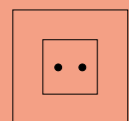
Luminaire



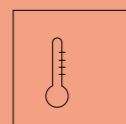
Socket  
Round



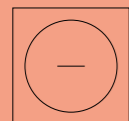
Doorhandle



Socket  
Square



Thermostat



Floor  
socket


... and much  
more



Void USB / Copper



Cockpit / Copper

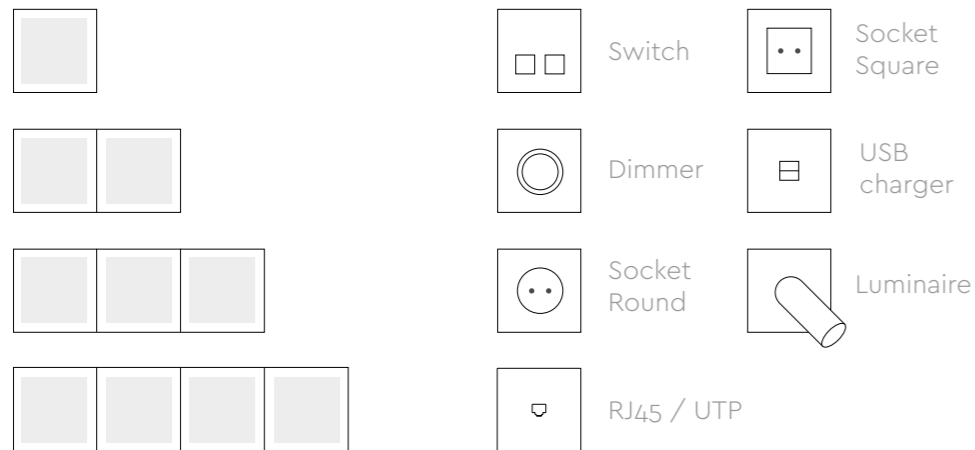


Lithoss products effortlessly enhance any setting, whether as standalone pieces or grouped together in perfect harmony with architectural spaces. The practically limitless combinations available to our customers contribute to Lithoss' unique character, offering versatility in functionality, finish, installation methods (recessed or surface-mounted), combination options, and personalization

Dimmer / Copper

# Your ideal configuration

How to find your way in this ocean of possibilities? Easy: we navigate you with our online configurator. Step by step we take you towards your ideal personalised switch or socket.



## 1. CHOOSE YOUR COLLECTION

## 2. CHOOSE YOUR FRAME

The first steps guide you through the technical options. You can choose from one single frame up to a fourfold frame and then fill up each frame with modules of your choice.

## 3. CHOOSE THE MODULES

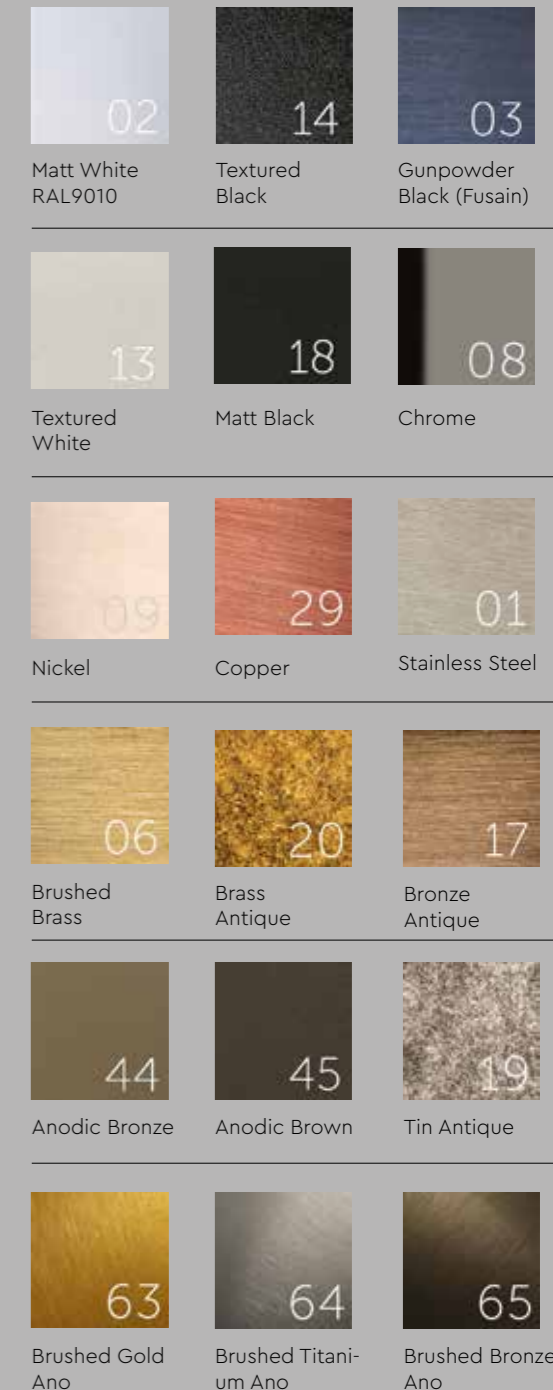
Two switches, one socket and a USB charger? Consider it done. One USB, a luminaire and a socket? You choose, we produce.

For more information:



## 4. CHOOSE YOUR FINISH

The visual options are equally important. Stainless steel, Matt Black, Tin Antique ... what preference for colour and finish suits you most? Discover them all via our online configurator.



Our combination options go wherever your inspiration and functional wishes take you.




### CONFIGURATION SHOWN



Switch Cockpit + Dimmer

# Select

# The first series, but still surprising



**Design by Bart Spillemaeckers**

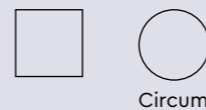
Lithoss was established at the turn of the century by installer Bart Spillemaeckers to meet the rising demand for exclusive, timeless, and sophisticated switches. The inaugural series, SELECT, set the stage for Lithoss' product range—a collection distinguished by its enduring design.

Over time, SELECT has evolved into a global trendsetter, boasting an impressive portfolio of reference projects, including renowned establishments like Hotel 1898 The Post in Belgium, the Rosewood Hotel in Austria, and Nana Beach Hotel in Crete, Greece.

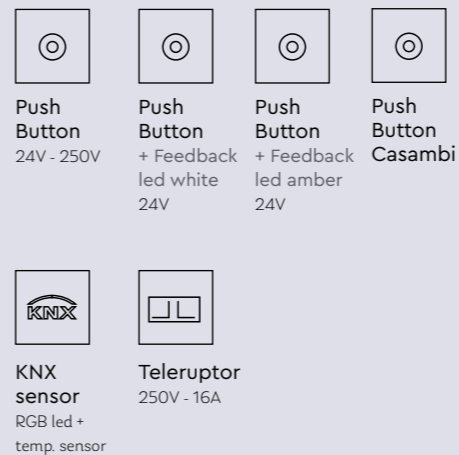
Comprising a diverse spectrum of 15 finishes, the SELECT series offers unparalleled customization options for your switches. Through an ongoing process of radical innovation in materials and finishing techniques, the SELECT concept continually evolves. Prepare to be surprised by the timeless elegance and sophistication of SELECT.



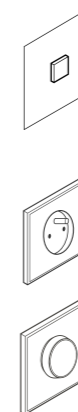
**Available shapes**



**Technology**



**Setups & Combinations**



Select is also available in a Flush edition for a perfectly flat surface. Ever thought about combining? Both Socket and Dimmer work great with Select.



A good idea -> Place your mobile casambi switch wherever seems most convenient to you by using our angled surface box, ref. ACCo16.

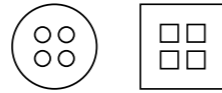




## STANDARD COLLECTION

### European Standard

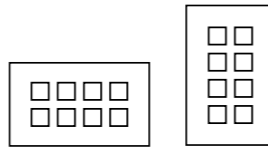
Our products are originally designed for the standard European market using wallboxes with a heart to heart distance of 71mm. In a response to popular demand, Lithoss expanded its product range to the Italian, British and Swiss market by introducing the Opera, Britannica and Helvetica frames.



### BRITANNICA

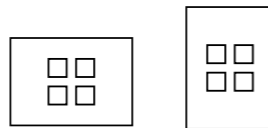
Tailored especially for on a British Standard double and Italian 504E electrical wall box. Our European standard collection is compatible with the single British Standard wall boxes.

Horizontal & vertical solutions.



### OPERA

Designed for Italian Standard 503E and US single wall boxes. Horizontal & vertical solutions.

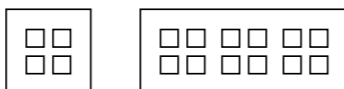


### HELVETICA

NEW

### Swiss Standard

It wasn't an easy job but thanks to great teamwork together with our Swiss distributor, we are proud to announce that we have our product ranges now compatible with the SWISS standard wall boxes round and square shaped.



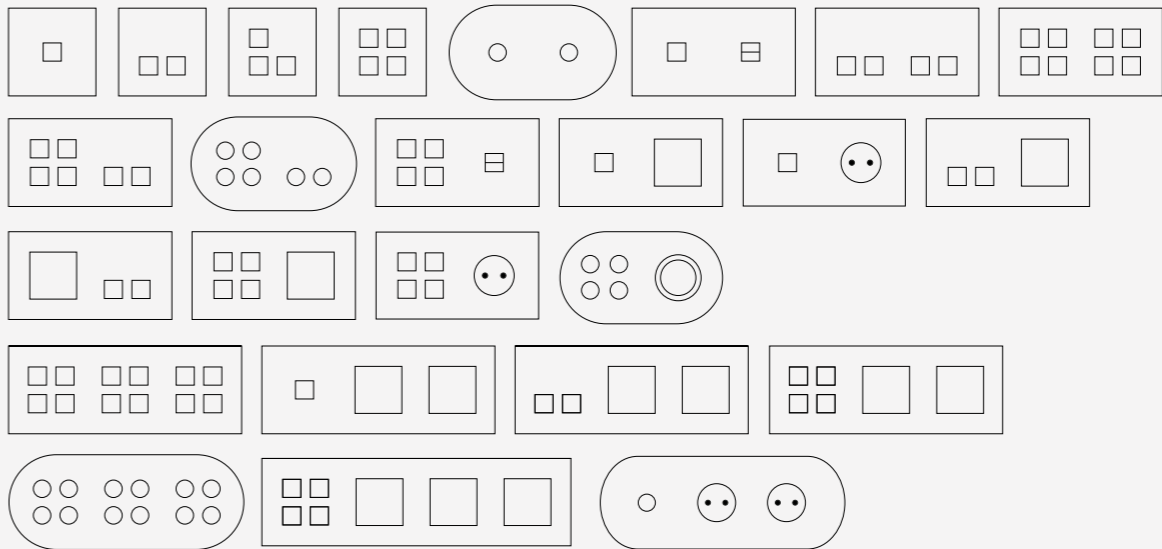
Textured White



Select

# Setups & combinations

OVERVIEW STANDARD COLLECTION



Bronze  
Antique




Dimensions & wall boxes: see technical guide



## CHOOSE YOUR FINISH


The visual options are equally important. Stainless steel, Matt Black, Tin Antique ... what preference for colour and finish suits you most? Discover them all via our online configurator.




02  
Matt White  
RAL9010



14  
Textured  
Black



03  
Gunpowder  
Black (Fusain)




13  
Textured  
White




18  
Matt Black



08  
Chrome




09  
Nickel



29  
Copper



01  
Stainless Steel



06  
Brushed  
Brass




20  
Brass  
Antique



17  
Bronze  
Antique



44  
Anodic Bronze




45  
Anodic Brown



19  
Tin Antique




99  
Any RAL Colour  
on demand



63  
Brushed Gold  
Ano



























64  
Brushed Titanium  
Ano



65  
Brushed Bronze  
Ano

# Select

Type	Standard Collection	Circum	Opera
24V-250V push button	Ni31xx	CN31xx	ON31xx
24V + led white	Ni71xx	CN71xx	ON71xx
24V + led amber	Ni81xx 	CN81xx 	ON81xx 
KNX (led & temp sensor)	NiS1xx	CNK1xx	ONK1xx
Teleruptor	NiA1xx	CNA1xx	ONA1xx
Casambi	NiT1xx	CNT1xx	ONT1xx
24V-250V push button	Ni32xx	CN32xx	ON32xx
24V + led white	Ni72xx	CN72xx	ON72xx
24V + led amber	Ni82xx 	CN82xx 	ON82xx 
KNX (led & temp sensor)	NiS2xx	CNK2xx	ONK2xx
Casambi	NiT2xx	CNT2xx	ONT2xx
24V-250V push button	Ni33xx	CN33xx	ON33xx
24V + led white	Ni73xx	CN73xx	ON73xx
24V + led amber	Ni83xx 	CN83xx 	ON83xx 
KNX (led & temp sensor)	NiS3xx	CNK3xx	ONK3xx
Casambi	NiT3xx	CNT3xx	ONT3xx
24V-250V push button	Ni34xx	CN34xx	ON34xx
24V + led white	Ni74xx	CN74xx	ON74xx
24V + led amber	Ni84xx 	CN84xx 	ON84xx 
KNX (led & temp sensor)	NiS4xx	CNK4xx	ONK4xx
Casambi	NiT4xx	CNT4xx	ONT4xx

Type	Standard Collection	Circum	Britannica
24V-250V push button	Ni310Uxx	CN310Uxx	BN310Uxx
24V + led white	Ni710Uxx	CN710Uxx	BN710Uxx
24V + led amber	Ni810Uxx 	Ni810Uxx 	BN810Uxx 
KNX (led & temp sensor)	NiS10Uxx	CNK10Uxx	BNK10Uxx
Teleruptor	NiA10Uxx	CNA10Uxx	BNA10Uxx
Casambi	NiT10Uxx	CNT10Uxx	BNT10Uxx
24V-250V push button	Ni3434xx	CN3434xx	BN3434xx
24V + led white	Ni7474xx	CN7474xx	BN7474xx
24V + led amber	Ni8484xx 	Ni8484xx 	BN8484xx 
KNX (led & temp sensor)	NiS4K4xx	CNK4K4xx	BNK4K4xx
Casambi	NiT4T4xx	CNT4T4xx	BNT4T4xx
24V-250V push button	Ni3432xx	CN3432xx	BN3432xx
24V + led white	Ni7472xx	CN7472xx	BN7472xx
24V + led amber	Ni8482xx 	Ni8482xx 	BN8482xx 
KNX (led & temp sensor)	NiS4K2xx	CNK4K2xx	BNK4K2xx
Casambi	NiT4T2xx	CNT4T2xx	BNT4T2xx
24V-250V push button	Ni3431xx	CN3431xx	BN3431xx
24V + led white	Ni7471xx	CN7471xx	BN7471xx
24V + led amber	Ni8481xx 	Ni8481xx 	BN8481xx 
KNX (led & temp sensor)	NiS4K1xx	CNK4K1xx	BNK4K1xx
Casambi	NiT4T1xx	CNT4T1xx	BNT4T1xx



# Setups & combinations

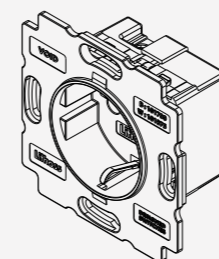


DISCOVER ALL COMBINATION POSSIBILITIES WITH OUR CONFIGURATOR

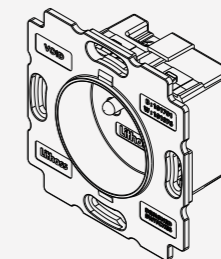
Dimensions & wall boxes: see technical guide.

xx Add the colours code at the end for any colours you desire:  
Add V behind the article code for vertical installation of plate.

Type	EU (type F)		FR/BE (type E)	
	White	Black	White	Black
24V-250V push button	Ni310Hxx	Ni310Lxx	Ni310Jxx	Ni310Lxx
24V + led white	Ni710Hxx	Ni710Lxx	Ni710Jxx	Ni710Lxx
24V + led amber	Ni810Hxx 	Ni810Lxx	Ni810Jxx	Ni810Lxx
KNX (led & temp sensor)	NiS10Hxx	NiS10Lxx	NiS10Jxx	NiS10Lxx
Teleruptor	NiT10Hxx	NiT10Lxx	NiT10Jxx	NiT10Lxx
Casambi	NiT10Hxx	NiT10Lxx	NiT10Jxx	NiT10Lxx
24V-250V push button	CN340Hxx	CN340Lxx	CN340Jxx	CN340Lxx
24V + led white	CN740Hxx	CN740Lxx	CN740Jxx	CN740Lxx
24V + led amber	CN840Hxx 	CN840Lxx	CN840Jxx	CN840Lxx
KNX (led & temp sensor)	CNK40Hxx	CNK40Lxx	CNK40Jxx	CNK40Lxx
Casambi	CNT40Hxx	CNT40Lxx	CNT40Jxx	CNT40Lxx



**TYPE F**  
Conformity to Standards for GERMANY according to DIN VDE 0620-1 Standard.



**TYPE E**  
Conformity to Standards for FRANCE according to NF C 61-314 Standard.  
for BELGIUM according to NBN C 61-112-1 Standard.

# Cockpit

Design by Lithoss

# That highly appreciated touch of vintage



Cockpit presents the ultimate design solution for your renovation projects. This 6-ampere two-way switch offers straightforward connection to your conventional installation, ensuring convenience and versatility. Available in the renowned stylish finishes of Lithoss, including the bestselling Bronze Antique and the popular Gunpowder Black, Cockpit adds a striking touch to both traditional and ultramodern interiors.








The distinctive character of the Cockpit switch shines through its handmade finishes and matching toggles. The cone shape evokes a classic and timeless aesthetic, while the knurling adds a sought-after vintage appeal, elevating your switch with a touch of nostalgia.

### Available shapes

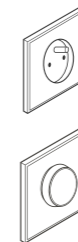


Circum

### Technology

			
2 Way Switch 250V - 6A	Push Button 24V-250V 10A	Shutter Switch 250V -10A	Cross Switch 250V-6A
			
2 Way Switch + Feedback light 250V-6A	Push Button + Feedback light 250V-10A	Shutter Switch + Feedback light 250V-10A	

### Setups & Combinations



Ever thought about combining? Both Void and Dimmer work great with Cockpit.

ASK FOR OUR SOLUTIONS WITH TEMPERATURE SENSOR, KNX AND LED FEEDBACK.

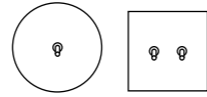




## STANDARD COLLECTION

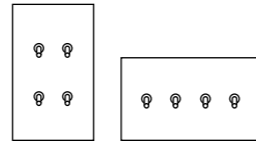
### European Standard

Our products are originally designed for the standard European market using wallboxes with a heart to heart distance of 71mm. In a response to popular demand, Lithoss expanded its product range to the Italian, British and Swiss market by introducing the Opera, Britannica and Helvetica frames.



### BRITANNICA

Fits only on a British Standard double and Italian 504E electrical wall box. Our European standard collection is compatible with the single British Standard wall boxes. Horizontal & vertical solutions.



### OPERA

Designed for Italian Standard 503E and US single wall boxes. Horizontal & vertical solutions.



### HELVETICA

NEW

### Swiss Standard

It wasn't an easy job but thanks to great teamwork together with our Swiss distributor, we are proud to announce that we have our product ranges now compatible with the SWISS standard wall boxes round and square shaped.



GUNPOWDER BLACK  
KNURL

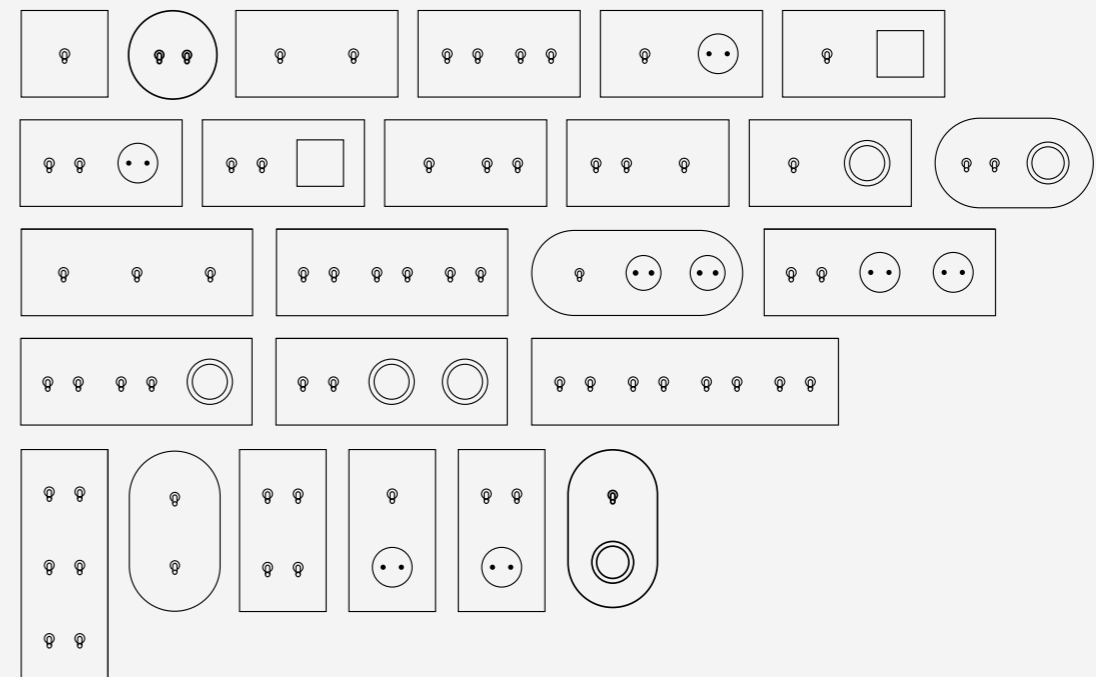
NEW



## Cockpit

# Setups & combinations

### OVERVIEW






















Dimensions & wall boxes: see technical guide









**CHOOSE YOUR FINISH**







The visual options are equally important. Stainless steel, Matt Black, Tin Antique ... what preference for colour and finish suits you most? Discover them all via our online configurator.


- |  |  |  |  |
|--|--|--|--|
|  02   |  14   |  03   |  |
| Matt White<br>RAL9010  | Textured<br>Black  | Gunpowder<br>Black (Fusain)  |  |
|  13   |  18   |  08   |  |
| Textured<br>White  | Matt Black   | Chrome   |  |
|  09  |  29  |  01  |  |
| Nickel   | Copper   | Stainless Steel  |  |
|  06 |  20 |  17 |  |
| Brushed<br>Brass   | Brass<br>Antique   | Bronze<br>Antique  |  |
|  44 |  45 |  19 |  |
| Anodic Bronze  | Anodic Brown   | Tin Antique  |  |
|  99 |  63 |  64 |  65 |
| Any RAL Colour<br>on demand  | Brushed Gold<br>Ano  | Brushed Titani-<br>um Ano  | Brushed Bronze<br>Ano  |



# Cockpit

Type	Standard Collection	Circum	Opera
250V 2-way	Co11xx	CC11xx	OC11xx
250V shutter	Co21xx	CC21xx	OC21xx
24V-250V push button	Co31xx	CC31xx	OC31xx
250V Cross	CoP1xx 	CCP1Px 	OCp1xx 
250V 2-way + neon	Co41xx	CC41xx	OC41xx
250V shutter + neon	Co51xx	CC51xx	OC51xx
250V push button + neon	Co61xx	CC61xx	OC61xx
250V 2-way	Co12xx	CC12xx	OC12xx
250V shutter	Co22xx	CC22xx	OC22xx
24V-250V push button	Co32xx	CC32xx	OC32xx
250V 2-way + neon	Co42xx 	CC42xx 	OC42xx 
250V shutter + neon	Co52xx	CC52xx	OC52xx
250V push button + neon	Co62xx	CC62xx	OC62xx

Type	Standard Collection	Circum	Britannica
250V 2-way	Co1111xx	CC1111xx	BC1111xx
250V shutter	Co2121xx	CC2121xx	BC2121xx
24V-250V push button	Co3131xx	CC3131xx	BC3131xx
250V Cross	CoP1P1xx 	CCP1P1xx 	OCp1P1xx 
250V 2-way + neon	Co4141xx	CC4141xx	BC4141xx
250V shutter + neon	Co5151xx	CC5151xx	BC5151xx
250V push button + neon	Co6161xx	CC6161xx	BC6161xx
250V 2-way	Co1211xx	CC1211xx	BC1211xx
250V shutter	Co2221xx	CC2221xx	BC2221xx
24V-250V push button	Co3231xx	CC3231xx	BC3231xx
250V 2-way + neon	Co4241xx 	CC4241xx 	BC4241xx 
250V shutter + neon	Co5251xx	CC5251xx	BC5251xx
250V push button + neon	Co6261xx	CC6261xx	BC6261xx

Type	EU (type F)		FR/BE (type E)	
	White	Black	White	Black
250V 2-way	Co120lOHxx	Co120lOlxx	Co120lOJxx	Co120lOLxx
250V shutter	Co220lOHxx	Co220lOlxx	Co220lOJxx	Co220lOLxx
24V-250V push button	Co320lOHxx	Co320lOlxx	Co320lOJxx	Co320lOLxx
250V 2-way + neon	Co420lOHxx 	Co420lOlxx	Co420lOJxx	Co420lOLxx
250V shutter + neon	Co520lOHxx	Co520lOlxx	Co520lOJxx	Co520lOLxx
250V push button + neon	Co620lOHxx	Co620lOlxx	Co620lOJxx	Co620lOLxx

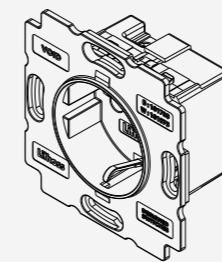
# Setups & combinations



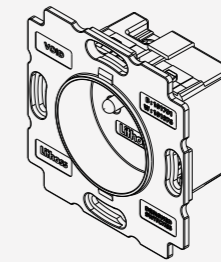
GET IN TOUCH FOR COMBINATIONS AND PERSONALISATION ON DEMAND

Dimensions & wall boxes: see technical guide:

- xx Add the colours code at the end for any colours you desire:
- Add V behind the article code for vertical installation of plate.



**TYPE F**  
Conformity to Standards for GERMANY according to DIN VDE 0620-1 Standard.



**TYPE E**  
Conformity to Standards for FRANCE according to NF C 61-314 Standard.  
for BELGIUM according to NBN C 61-112-1 Standard.


# Aesteem

Get the most out of a switch



**CHOOSE YOUR FINISH**

The visual options are equally important. Textured Black, Anodic Bronze... what preference for colour and finish suits you most? Discover them all via our online configurator.







**Design by Pieter Stichelbaut & Matthias De Buck**

Aesteem, a fusion of 'aesthetics' and 'esteem', was honored with the Henry van de Velde label and also received a **design award** in the same year. This recognition is attributed, among other factors, to the switch's sleek and architectural appearance. Like all other Lithoss products, Aesteem boasts a distinctive design centered around the square as its basic form.

The switch meets all contemporary requirements without compromising on authenticity and craftsmanship. Aesteem stands out as the only switch capable of accommodating 8 push buttons within a single module. Additionally, Aesteem offers sockets in the same design, providing a cohesive solution to complete your project.

**Technology**

-  **Push Button 24V**
-  **Push Button 24V + Feedback RGB**
-  **Push Button 24V orientation RGB**
-  **Push Button 24V orientation RGB & Feedback RGB**



# Dimmers

# Adjust the atmosphere



Design by Lithoss

For our DIMMER collection, showcasing a contemporary vintage aesthetic, we drew inspiration from the handles and cone-shaped buttons found in a cockpit. Despite how common dimming modules and home automation systems have become, there's still a special satisfaction in physically turning a button to create atmosphere and coziness. Lithoss offers you the

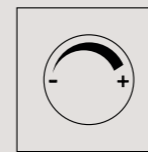
opportunity to do so in style. The design of the button—whether the traditional cone shape or the diamond-pattern knurl shape—is a testament to true craftsmanship: skillfully shaped with an excellent grip and an authentic touch. Paired with the cockpit switch, you can effortlessly infuse a contemporary vintage look into your interior with sophistication.

### Available shapes



Circum

### Technology



Mains dimmer   1-10V dimmer   KNX dimmer   Casambi dimmer

### Setups & Combinations



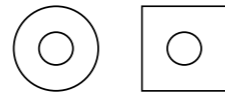
Ever thought about combining? Dimmer works great with Select, Luminaires and Cockpit.



NEW

### CASAMBI DIMMER

Lithoss likes to keep innovating, so we are proud to be the only manufacturer in the world to present to you our wireless CASAMBI dimmer. Our rotary dimmer allows you to dim light fixtures perfectly in 3 colours: RGB, Tunable White and MonoCOLOUR white.



CASAMBI




- FULLY CUSTOMIZABLE
- WIRELESS
- BATTERY POWERED
- INCREMENTAL ROTATION
- MONOCOLOUR, TUNABLE WHITE AND RGB DIMMING



NEW

### SURFACE BOX

Place your mobile casambi dimmer wherever seems most convenient to you by using our angled surface box, ref. ACCo16.



# Sockets

Design by Lithoss & Bart Spillemaeckers

## Designed for functionality



Consider the convenience of combining a switch with a socket in one panel. This section showcases a range of sockets that aligns perfectly with Lithoss' design philosophy. While our Void collection was previously known solely for its square shape, since the beginning of 2021, we've introduced sockets in a round form, adding a touch of gracefulness to the collection. To ensure global compatibility, we've expanded our range to include Opera, Britannica and Helvetica. Whereas Opera caters to the Italian market's needs and Britannica focuses on the refined implementation of British sockets, you can now also find our elegant solutions for the Swiss market with our new Helvetica range.

Within our Void Square collection, you have the freedom to choose the desired module for installation within our 45x45 square opening. Please note that the module is not included in the delivery. With our Void round series, our square cover plates come with a round power outlet opening, to give you that modern touch and sleek appearance.

Love the elegance of round shapes? With our Circum socket series, we're taking it to the next level! This latest addition to our range embodies the captivating charm of rounded aesthetics, where every detail is carefully considered to radiate elegance.

### Available shapes



Circum

### Setups & Combinations

Ideal to combine with Select, Squares, Dimmer and Cockpit

VOID SQUARE MODULE IS NOT INCLUDED



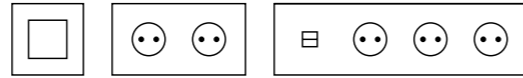
Brushed Bronze  
Ano



## STANDARD COLLECTION

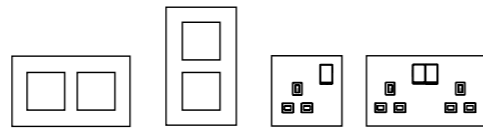
### European Standard

Our products are originally designed for the standard European market using wallboxes with a heart to heart distance of 71mm. In a response to popular demand, Lithoss expanded its product range to the Italian, British and Swiss market by introducing the Opera, Britannica and Helvetica frames.




## BRITANNICA

Fits only on a British Standard double and Italian 504E electrical wall box. Our European standard collection is compatible with the single British Standard wall boxes. Horizontal & vertical solutions.



## OPERA

Designed for Italian Standard 503E and US single wall boxes. Horizontal & vertical solutions.


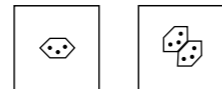


## HELVETICA

NEW

### Swiss Standard

It wasn't an easy job but thanks to great teamwork together with our Swiss distributor, we are proud to announce that we have our product ranges now compatible with the SWISS standard wall boxes round and square shaped.



Textured White

NEW

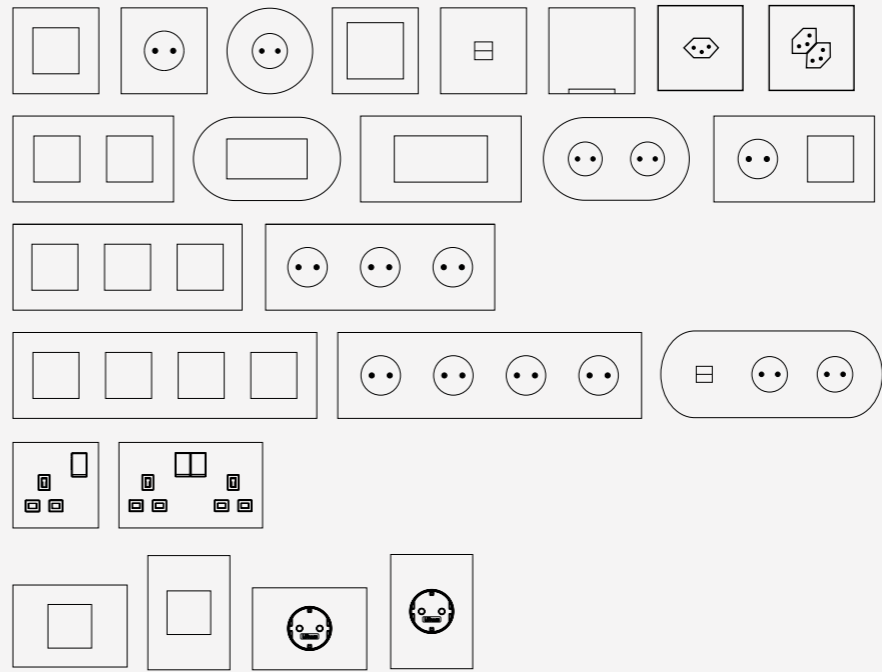
# Sockets

# Setups & combinations

Bronze  
Antique



## OVERVIEW



Dimensions & wall boxes: see technical guide

## CHOOSE YOUR FINISH

The visual options are equally important. Stainless steel, Matt Black, Tin Antique ... what preference for colour and finish suits you most? Discover them all via our online configurator.



02  
Matt White  
RAL9010



14  
Textured  
Black



03  
Gunpowder  
Black (Fusain)



13  
Textured  
White



18  
Matt Black



08  
Chrome



09  
Nickel



29  
Copper



01  
Stainless Steel



06  
Brushed  
Brass




20  
Brass  
Antique



17  
Bronze  
Antique




44  
Anodic Bronze



45  
Anodic Brown




19  
Tin Antique




99  
Any RAL Colour  
on demand



63  
Brushed Gold  
Ano



64  
Brushed Titanium  
Ano



65  
Brushed Bronze  
Ano



Brushed Bronze  
Ano



# Sockets

Void Round	EU (type F)		FR/BE (type E)	
	White	Black	White	Black
	VooHxx	Voolxx	VoOJxx	VoOLxx
	VooHoHxx	Voololxx	VoOJOJxx	VoOLoLxx
	VooHoHoHxx	Voolololxx	VoOJOJOJxx	VoOLoLoLxx
	VooHoHoHoHxx	Voololololxx	VoOJOJOJOJxx	VoOLoLoLoLxx

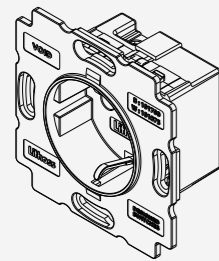
Circum Void Round	EU (type F)		FR/BE (type E)	
	White	Black	White	Black
	CVoHxx	CVolxx	CVoJxx	CVoLxx
	CVoHoHxx	CVololxx	CVoJOJxx	CVoLoLxx
	CVoHoHoHxx	CVolololxx	CVoJOJOJxx	CVoLoLoLxx

British standard	BRITANNICA	
	White	Black
	BroQxx	BroRxx
	BroQoQxx	BroRoRxx

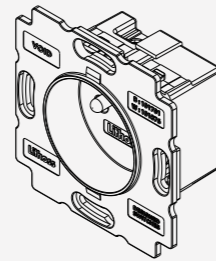
Void Square	Standard collection	Opera
VooExx	USB C+C  VooU2xx	OVoU2xx
VooEoExx	USB A+C  VooU1xx	OVoU1xx
VooEoEoExx	VooU8xx	OVoU8xx
VooEoEoEoExx	UTP  VooU9xx	OVoU9xx

MK	VoMExx
----	--------



**TYPE F**  
Conformity to Standards for GERMANY according to DIN VDE 0620-1 Standard.



**TYPE E**  
Conformity to Standards for FRANCE according to NF C 61-314 Standard. for BELGIUM according to NBN C 61-112-1 Standard.

# Setups & combinations



GET IN TOUCH FOR COMBINATIONS AND PERSONALISATION ON DEMAND

Dimensions & wall boxes: see technical guide:

- xx Add the colours code at the end for any colours you desire:  
Add V behind the article code for vertical installation of plate.




DID YOU KNOW WE ARE COMPATIBLE WITH OTHER SOCKET+USB MODULES?  
PLEASE CONTACT US TO OBTAIN MORE INFO : [INFO@LITHOSS.COM](mailto:INFO@LITHOSS.COM)





## CHOOSE YOUR FINISH

The visual options are equally important. Stainless steel, Matt Black, Tin Antique ... what preference for colour and finish suits you most? Discover them all via our online configurator.

 02 Matt White RAL9010	 14 Textured Black	 03 Gunpowder Black (Fusain)	
 13 Textured White	 18 Matt Black	 08 Chrome	
 09 Nickel	 29 Copper	 01 Stainless Steel	
 06 Brushed Brass	 20 Brass Antique	 17 Bronze Antique	
 44 Anodic Bronze	 45 Anodic Brown	 19 Tin Antique	
 99 Any RAL Colour on demand	 63 Brushed Gold Ano	 64 Brushed Titanium Ano	 65 Brushed Bronze Ano

# Arpi

Design by AMPI



Bronze

With over 30 years of proven robustness and watertight performance, Arpi sockets reliably supply underfloor power and data. They offer practical functionality by delivering electrical power or data in open spaces such as beneath dining room tables or next to sofas.

Available in multiple finishes, brushed or polished, Arpi sockets blend smoothly into interiors, discreetly and elegantly supplying currents underground.

Designed to withstand the most demanding environments, Arpi sockets remain resilient against heavy traffic, making them ideal for locations like shopping centers and exhibition halls. For added safety in public spaces, a safety cap is available, which can be opened using an Allen key.

# Arpi IP64

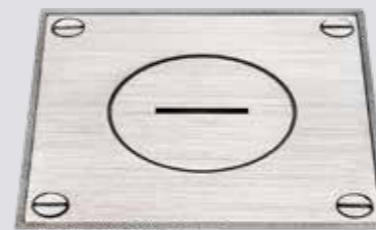
Established  
value



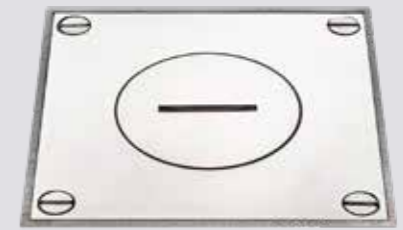
Design by AMPI

**ARPI 64**

The design comes in 4 different finishes, brushed or polished, to help shape interiors to supply a current discretely and elegantly underground.



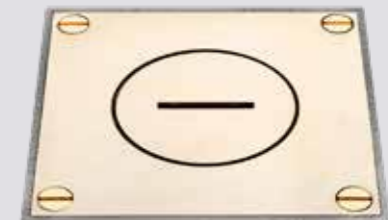
Brushed Stainless Steel



Polished Stainless Steel



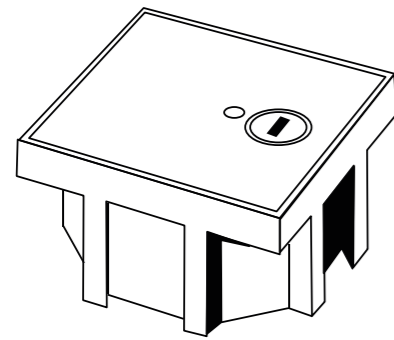
Brushed Brass



Polished Brass

# Arpi IP64

complete devices installation set included	Brushed Stainless Steel	Brushed Brass	Polished Stainless Steel	Polished Brass
Floor outlet - FR/BE	AR6161301	AR6161306	AR6361322	AR6361323
Floor outlet - EU	AR6161401	AR6161406	AR6361422	AR6361423
2x RJ45 UTP cat 6	AR6162601	AR6162606	AR6362622	AR6362623
1x loudspeaker	AR6161901	AR6161906	AR6361922	AR6361923
2x loudspeaker	AR6162901	AR6162906	AR6362922	AR6362923
Radio - TV	AR6165901	AR6165906	AR6365922	AR6365923
2x USB 1500mA	AR6164201	AR6164206	AR6364222	AR6364223
Empty floor outlet - device not included	AR6150001	AR6150006	AR6350022	AR6350023
Installation set IP64	AR61000			



Installation set IP64 AR61000

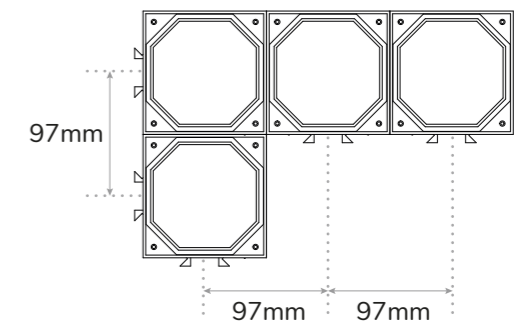
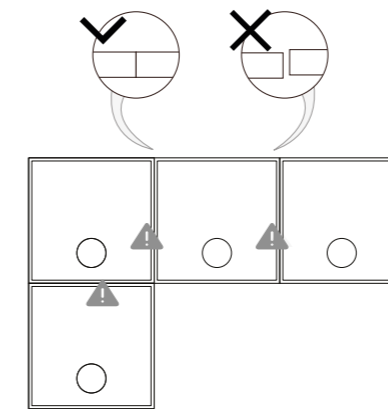
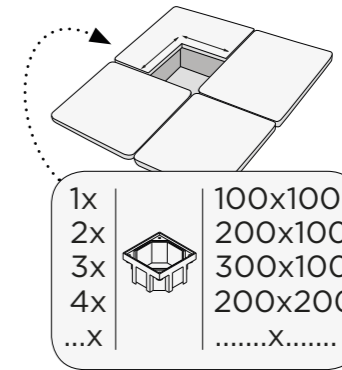
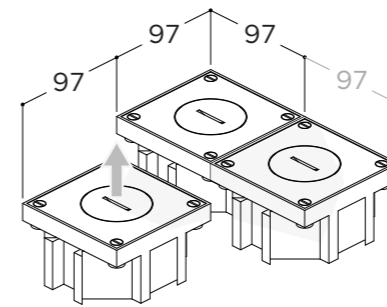
ADD ARPI TO YOUR CONFIGURATION



## General description


The ARPI outlet IP64 which exists for more than 30 years does no longer need to prove its robustness (IK10 Certificated) and its watertightness (IP64 Certificated) for your installation in concrete screed. Stainless steel or brass available.

## Installation distances (multiple combinations)



# Arpi IP66

## Sealed for in- and outdoor use



Design by Ampì

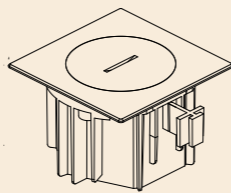
The line of floor outlets has earned and strengthened its place on the market, thanks to the IP66 line (floor outlets with even better sealing, allowing them to be installed even outdoors).

Scan for the installation video

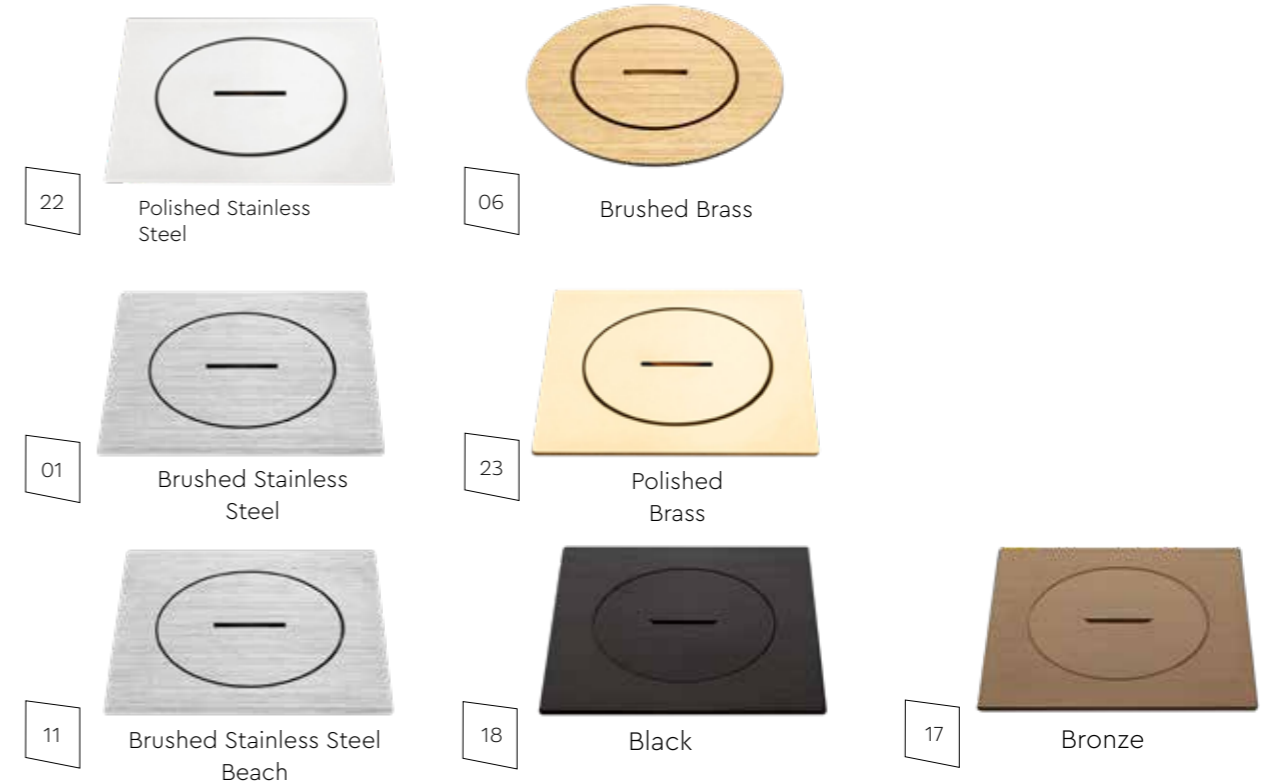
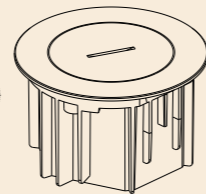


Available in

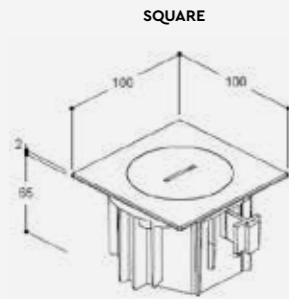
Arpi / Arpi UK



Arpi Round



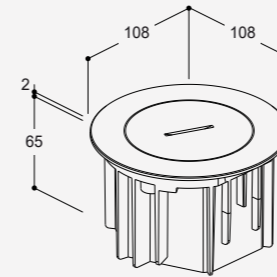
# Arpi IP66



complete devices installation set included	Brushed Stainless Steel	Brushed Brass	Polished Stainless Steel	Polished Brass	Brushed Stainless Steel Beach	Brushed Bronze Stainless Steel	Brushed Black Stainless Steel
Floor outlet - FR/BE	AR7161301	AR7161306	AR7361322	AR7361323	AR7161311	AR7161317	AR7161318
Floor outlet - EU	AR7161401	AR7161406	AR7361422	AR7361423	AR7161411	AR7161417	AR7161418
2x RJ45 UTP cat 6	AR7162601	AR7162606	AR7362622	AR7362623	AR7162611	AR7162617	AR7162618
1x loudspeaker	AR7161901	AR7161906	AR7361922	AR7361923	AR7161911	AR7161917	AR7161918
2x loudspeaker	AR7162901	AR7162906	AR7362922	AR7362923	AR7162911	AR7162917	AR7162918
Radio - TV	AR7165901	AR7165906	AR7365922	AR7365923	AR7165911	AR7165917	AR7165918
2x USB 1500mA	AR7164201	AR7164206	AR7364222	AR7364223	AR7164211	AR7164217	AR7164218
Empty floor outlet - device not included. Compatible with Legrand Mosaic	AR7150001	AR7150006	AR7350022	AR7350023	AR7150011	AR7150017	AR7150018
Installation Set IP66	AR71000						

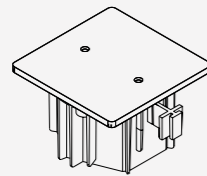
NEW

ROUND

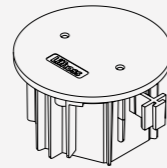


complete devices installation set included	Stainless Steel Brushed	Brushed Brass	Stainless Steel Polished	Polished Brass	Stainless Steel Brushed Beach	Bronze Stainless Steel Brushed	Black Stainless Steel Brushed
Floor outlet - FR/BE	AR7261301	AR7261306	AR7261322	AR7261323	AR7261311	AR7261317	AR7261318
Floor outlet - EU	AR7261401	AR7261406	AR7261422	AR7261423	AR7261411	AR7261417	AR7261418
Floor outlet - UK	AR7263001	AR7263006	AR7263022	AR7263023	AR7263011	AR7263017	AR7263018
2x RJ45 UTP cat 6	AR7262601	AR7262606	AR7262622	AR7262623	AR7262611	AR7262617	AR7262618
1x loudspeaker	AR7261901	AR7261906	AR7261922	AR7261923	AR7261911	AR7261917	AR7261918
2x loudspeaker	AR7262901	AR7262906	AR7262922	AR7262923	AR7262911	AR7262917	AR7262918
Radio - TV	AR7265901	AR7265906	AR7265922	AR7265923	AR7265911	AR7265917	AR7265918
2x USB 1500mA	AR7264201	AR7264206	AR7264222	AR7264223	AR7264211	AR7264217	AR7264218
Empty floor outlet - device not included. Compatible with Legrand Mosaic.	AR7250001	AR7250006	AR7250022	AR7250023	AR7250011	AR7250017	AR7250018

NEW



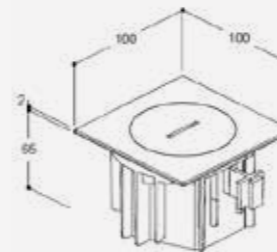
Installation set IP66 AR71000



Installation set IP66 AR72000

NEW

UK




complete devices installation set included	Stainless Steel Brushed	Brushed Brass	Stainless Steel Polished	Polished Brass	Stainless Steel Brushed Beach	Bronze Stainless Steel Brushed	Black Stainless Steel Brushed
Floor outlet - UK	AR7863001	AR7863006	AR7863022	AR7863023	AR7863011	AR7863017	AR7863018
2x RJ45 UTP cat 6	AR7862601	AR7862606	AR7862622	AR7862623	AR7862611	AR7862617	AR7862618
1x loudspeaker	AR7861901	AR7861906	AR7861922	AR7861923	AR7861911	AR7861917	AR7861918
2x loudspeaker	AR7862901	AR7862906	AR7862922	AR7862923	AR7862911	AR7862917	AR7862918
Radio - TV	AR7865901	AR7865906	AR7865922	AR7865923	AR7865911	AR7865917	AR7865918
2x USB 1500mA	AR7864201	AR7864206	AR7864222	AR7864223	AR7864211	AR7864217	AR7864218
Empty floor outlet - device not included. Compatible with Legrand Mosaic.	AR7850001	AR7850006	AR7850022	AR7850023	AR7850011	AR7850017	AR7850018

ADD ARPI TO YOUR CONFIGURATION




# Aqua Seal



Brushed Stainless Steel  
AR7190001



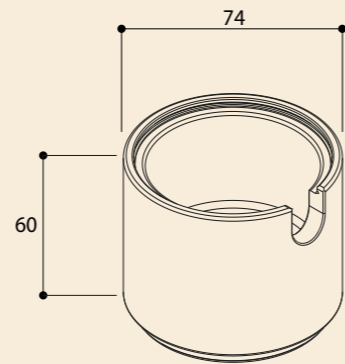
Brushed Brass  
AR7190006



Black  
AR7190018

Design by Lithoss



Thanks to the Arpi Aqua Seal, you can now assure the Arpi floorsockets of an IP66 value below the cable supply. You can safely leave the plug and cord plugged in and aesthetically seal it with the decorative cover that comes with the socket.



# Arpi Tail



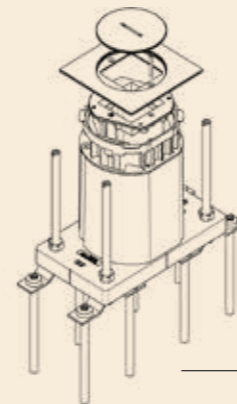
IP64



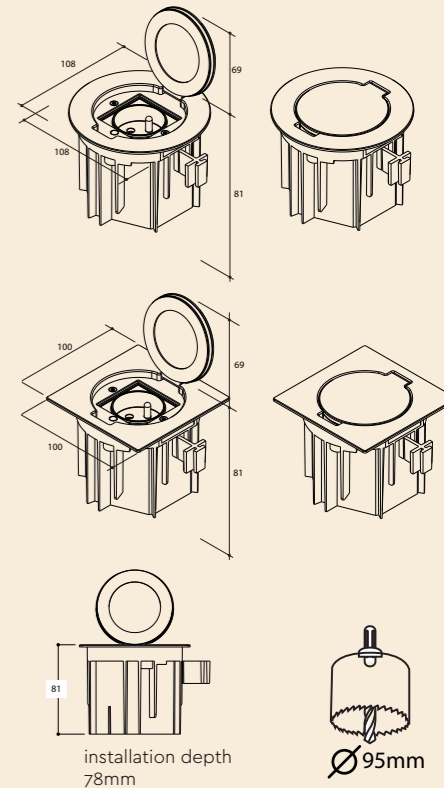
NEW

Design by Lithoss

As from March 2024. You will have the choice between ARPI with standard lid or ARPI with hinged lid .  
**- Indoor installation only**  
Available in all known ARPI finishes.



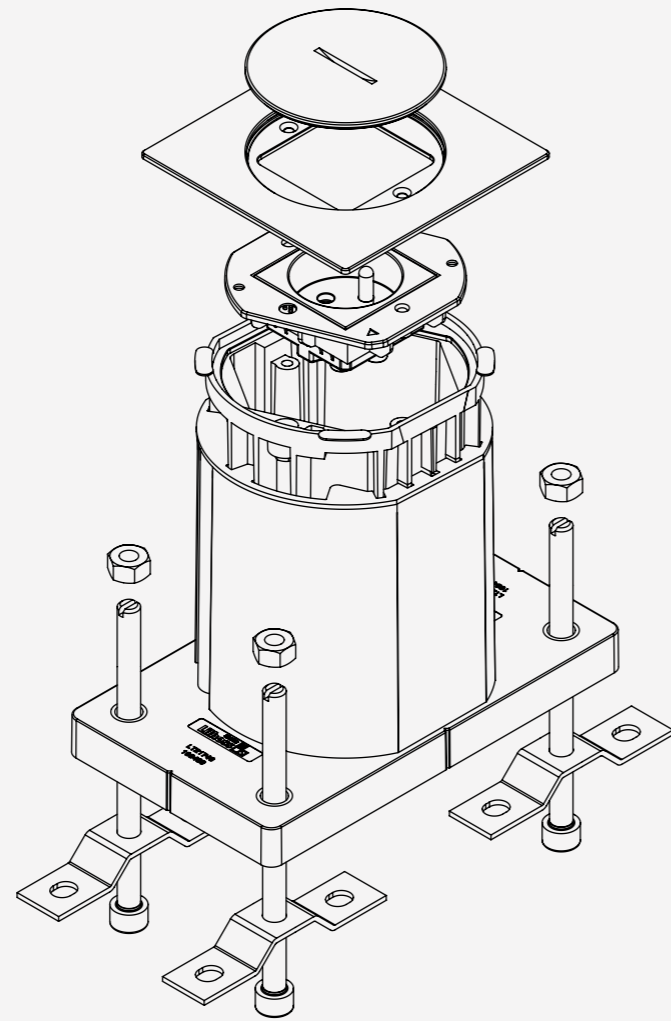
- Installation box included.
- Installation box is different from IP64 / IP66 with screw lid.
- Installation in all types of floors.
- Compatible with the Arpi Level Support.





# Level Support

Design by Lithoss



AR73000


NEW

Demo Level support



This new tool helps you install your ARPI IP66 at the right height and level with the ground. Only for indoor use. For ARPI TAIL and ARPI IP66.

Adjustable on two levels and between heights of 140mm and 280mm.



# Luminaires

Design by Lithoss & TAL laboratories

ADD LUMINAIRES TO YOUR CONFIGURATION



The LUMINAIRES collection serves as the perfect finishing touch to any turnkey project, whether in residential or hospitality settings. The Lithoss design blends functionality with creativity, making it suitable for a variety of applications.

A standout feature of the collection is the Lithoss push button & reading light combination, a bestseller that exemplifies the perfect synergy between Lithoss and our sister company TAL.

This luminaire can be effortlessly combined on a 2-fold, 3-fold, or even 4-fold front plate, offering versatility and customization options. Additionally, the Gatekeeper and Nightguide are innovative design solutions designed for orientation lighting in spaces such as stairwells and hotel rooms, enhancing both safety and ambiance.

NEW

Obtain your favourite lighting fixture in anodised colours as brushed Bronze, Gold and Titanium.



scan to download the TAL anodic brochure

### Setups & Combinations

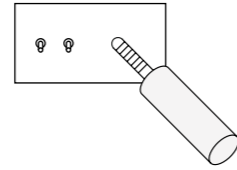
Luminaires works great with Cockpit, Select, Squares and Dimmer.



## STANDARD COLLECTION

### European Standard

Our products are originally designed for the standard European market using wallboxes with a heart to heart distance of 71mm. In a response to popular demand, Lithoss expanded its product range to the Italian, British and Swiss market by introducing the Opera, Britannica and Helvetica frames.



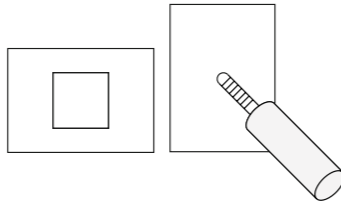
### BRITANNICA

Fits only on a British Standard double and Italian 504E electrical wall box. Our European standard collection is compatible with the single British Standard wall boxes. Horizontal & vertical solutions.



### OPERA

Designed for Italian Standard 503E and US single wall boxes. Horizontal & vertical solutions.

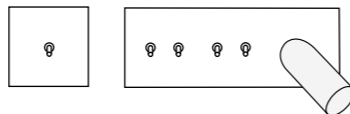


### HELVETICA

NEW

### Swiss Standard

It wasn't an easy job but thanks to great teamwork together with our Swiss distributor, we are proud to announce that we have our product ranges now compatible with the SWISS standard wall boxes round and square shaped.



# Swivel



NEW

Meet Berrier Junior SWIVEL. Lithoss & Tal's design team joined forces to write a new chapter in their jointly successful Luminaires story. They soon came up with the idea of combining TAL's iconic Berrier with Lithoss' unique finishes and combination options.

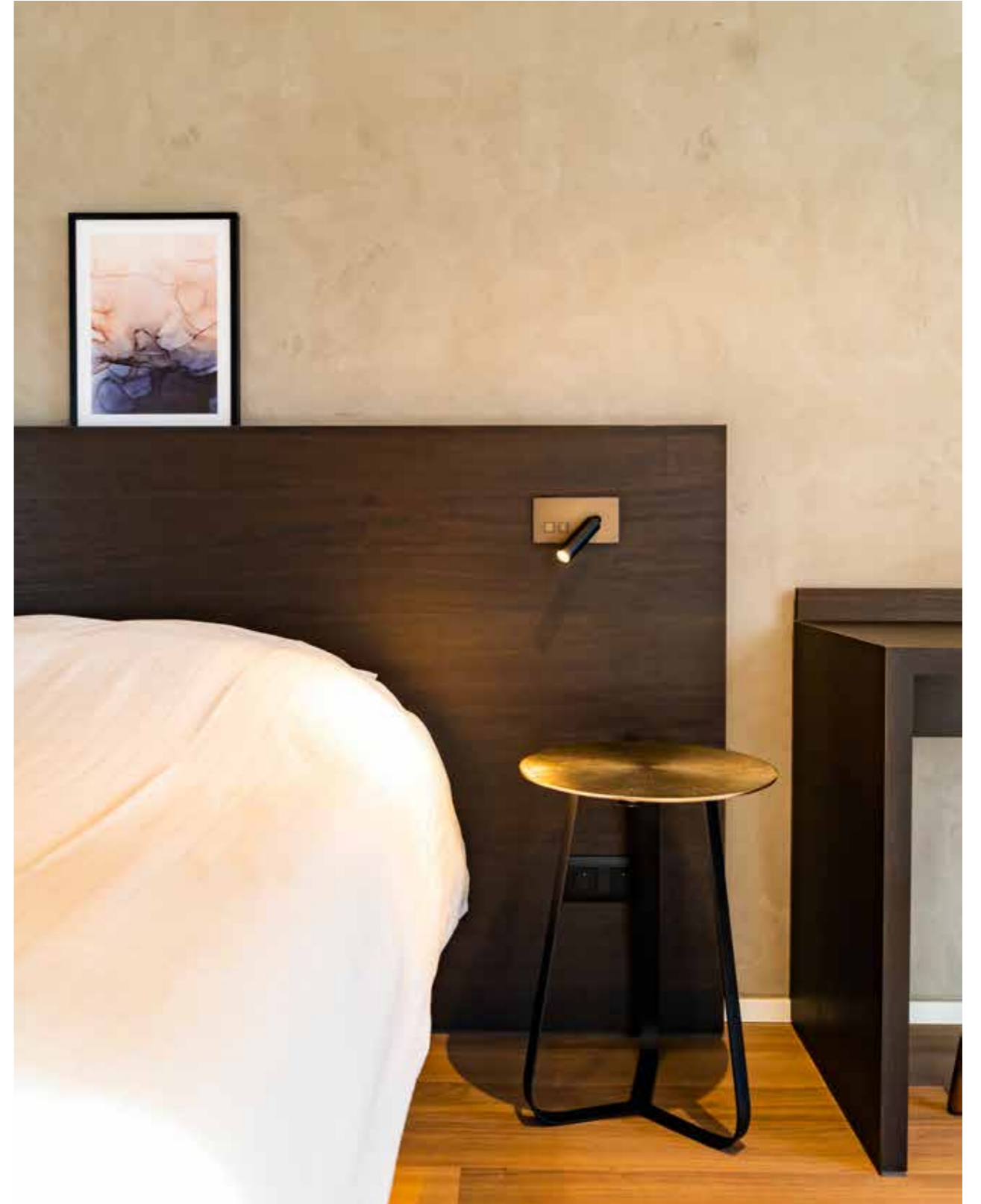
A new product was developed, Berrier Junior Swivel. The Berrier was created with an intelligent magnet system that allows the Berrier to be rotated smoothly in all directions.



# *Microscop*



# *Nobel*



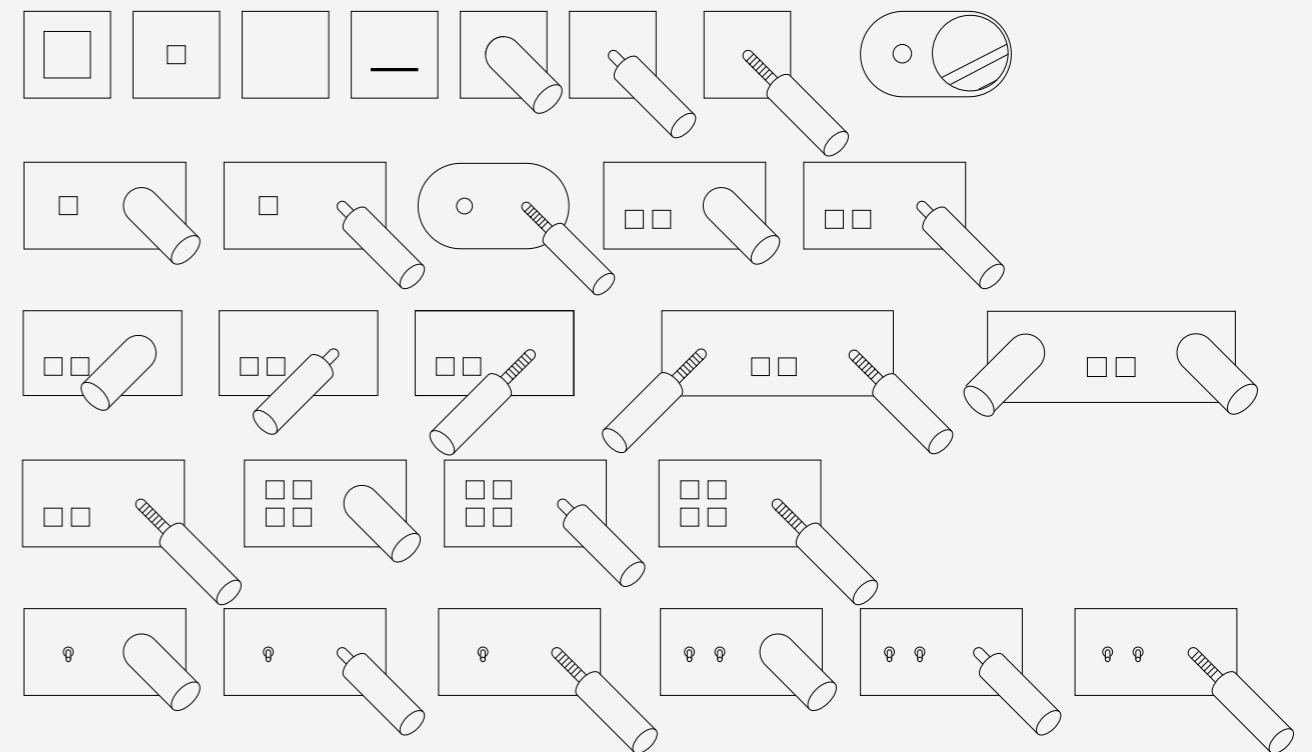
*Flex*



*Luminaires*

# Setups & combinations

## OVERVIEW



*Nightguide  
Gatekeeper  
Q Light*

ADD OTHER LUMINAIRES  
TO YOUR CONFIGURATION

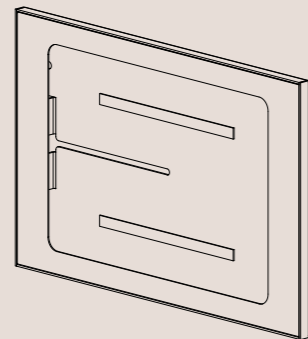
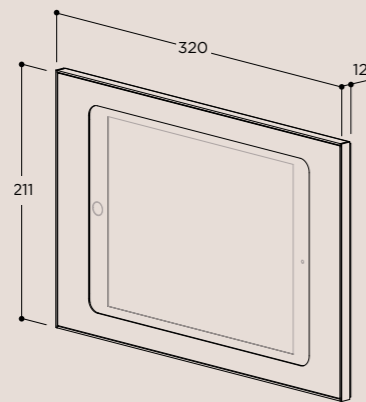


# IPad Canvas


## We proudly present... the iPad CANVAS!

The iPad Canvas is designed to enhance the digital experience with its timeless design and sleek finish. With its clever magnetic system and central cable pass-through, it offers a secure, organized and stylish solution for using iPads in both portrait and landscape positions. From now on, you won't have to deal with cable clutter and be assured of a tidy workspace.

- Timeless Slim Design.
- Suitable for (7th-8th-9th gen iPad) – 10,2"
- Screwless cover in 9 possible high quality finishes.
- Simple and secure iPad installation using the smart magnetic system.
- Portrait or landscape mounting.
- Easy cable connection with the center cable guide (adapter and lightning cable not included)

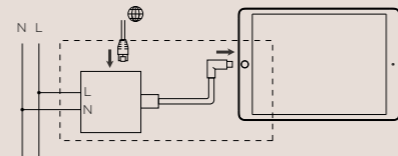


### 1 RECESSED WALL BOX INSTALLATION

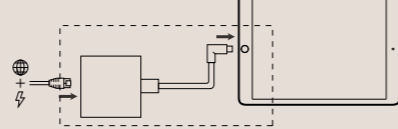


### 2 INSERT POWER ADAPTER WITH LIGHTNING CONNECTOR

- 230V:



- PoE:




SCAN FOR MORE INFO



## CHOOSE YOUR FINISH

The visual options are equally important. Stainless steel, Matt Black, Brushed Brass... what preference for colour and finish suits you most? Discover them all via our online configurator.




02  
Matt White  
RAL9010



03  
Gunpowder  
Black (Fusain)



06  
Brushed  
Brass



13  
Textured  
White



14  
Textured  
Black




17  
Bronze  
Antique



18  
Matt Black



44  
Anodic Bronze



45  
Anodic Brown



# Sneak Peek

The design studio of Lithoss is working on some new products that will be revealed in 2024. A glimpse of these renders may trigger and inspire you for some upcoming projects.

## Room Controller

Get ready to redefine the way you interact with your environment with our new all-in-one KNX Roomcontroller. With its sleek design, cutting-edge technology and intuitive interface, this device puts you in complete control of your living space like never before. Adjusting lighting, controlling blinds or screens, regulating temperature or managing audio-visual systems, the KNX Roomcontroller can do it all in style.

The future is here and it's smarter than ever before!




## Pixel

Our minimalist fans will undoubtedly love our new Pixel series, a series of switches with smaller buttons. Equipped with all the experiences of our renowned Select series, Pixel effortlessly blends into any space without sacrificing functionality.



## Wave Sensor

Designed to bring unprecedented levels of convenience, efficiency and sophistication, our new Wave Sensor allows you to switch your lighting without any tactile buttons. A quick wave in front of an integrated sensor empowers and satisfies like never before.



Electrical characteristics  
Voltage: 110-240 V~  
Switchable Power: 5-200 W  
Frequency: 50/60 Hz

designs and names are subject to change?

# Hotel specials

# Room service included



Hotel  
1898  
The Post  
Ghent



Over the years, Lithoss has received numerous requests from customers seeking something unique for their hotels. Thanks to our flexibility, many of these requests have been successfully fulfilled. These requests include customized card readers for hotel rooms, personalized room numbers, or combinations of card readers and switches.

Our switches offer the option to be printed or engraved with your desired text or symbols on the button and/or cover plate. Laser engraving, in particular, adds significant value to our products, allowing you not only to see the strength and quality but also to feel them. This attention to detail ensures that our switches not only meet but exceed your expectations, providing a personalized touch to your hotel's interior design.

Design by Lithoss



# Puro Hotels Lodz



*Add your  
room  
number*



*Do not  
disturb*



## *Hotel specials*

*“you think it, we can design it.”*

*Bedside  
Console*




**Kazimierz  
Hotel Kraków**



*Hotel specials*

# Hotel Damier Kortrijk



# Technical guide

1. Dimensions	86
2. Compatible wall boxes	88
3. Combinations	96
4. Printing / engraving symbols	98

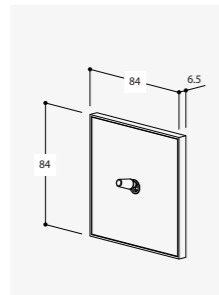
Please contact us to obtain a complete technical guide : [info@lithoss.com](mailto:info@lithoss.com)  
Technical sheets you can find on our website : [www.lithoss.com](http://www.lithoss.com)



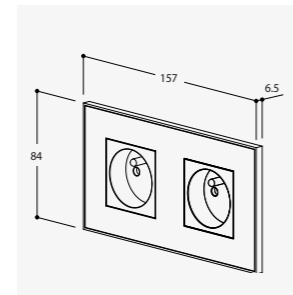
# 1. Dimensions

*Cockpit,  
Select,  
Illume,  
Squares,  
Dimmer,  
Void*

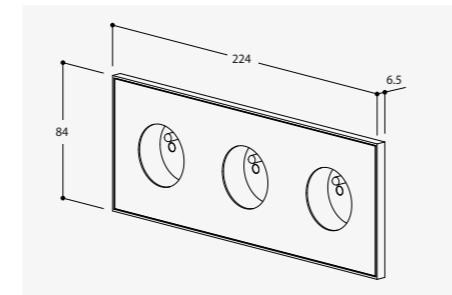
**SINGLE FRAME**



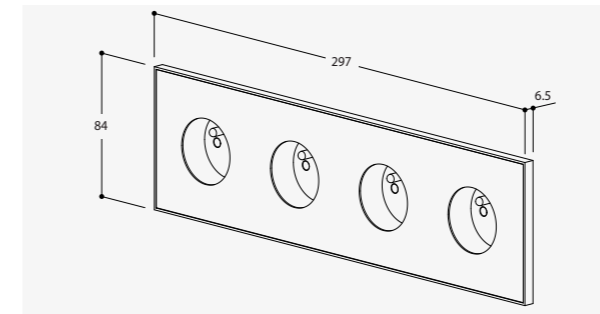
**DOUBLE FRAME**



**TRIPLE FRAME**

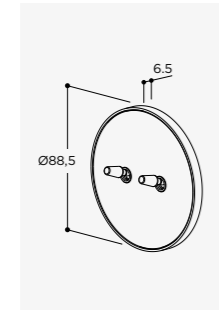


**QUADRUPLE FRAME**

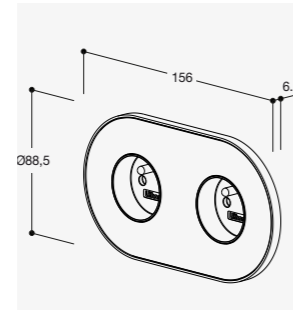


*Circum*

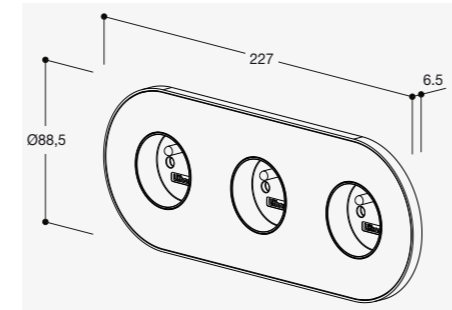
**SINGLE FRAME**



**DOUBLE FRAME**



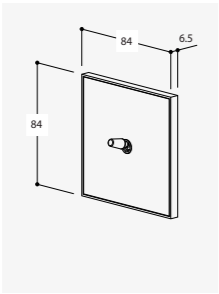
**TRIPLE FRAME**



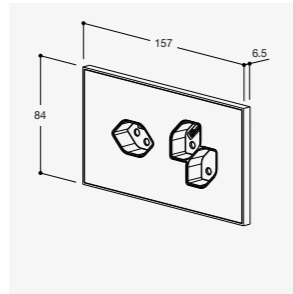
Already a fan of our Circum? It's available in the following collections:  
Cockpit, Select, Squares, Dimmer, Void and Luminaires

*Helvetica*

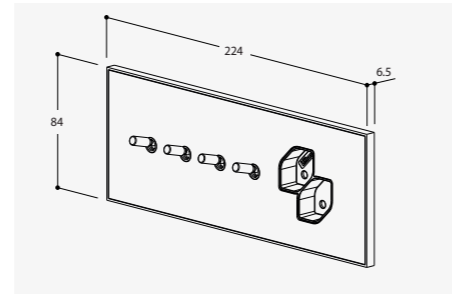
**SINGLE FRAME**



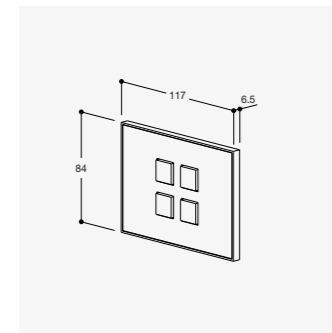
**DOUBLE FRAME**



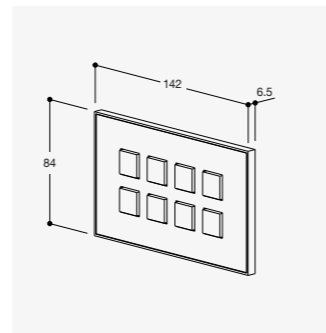
**TRIPLE FRAME**



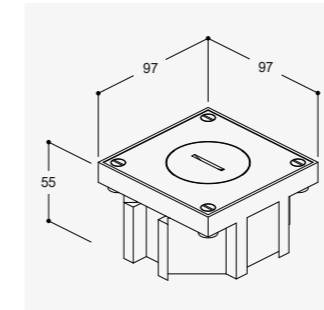
*Opera*



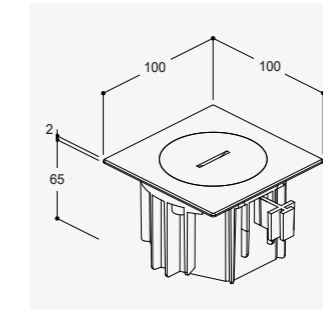
*Britannica*



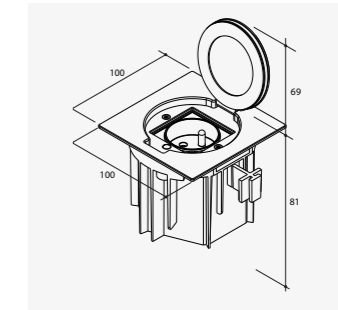
*Arpi* IP64



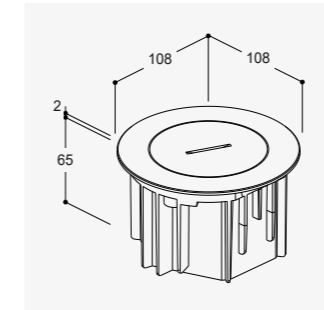
IP66



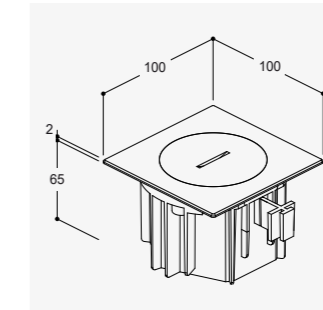
**ARPI TAIL SQUARE**



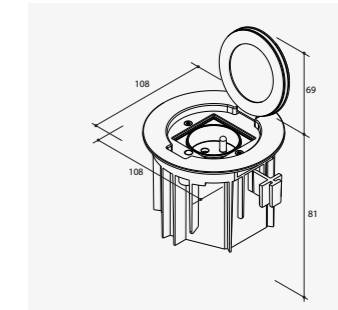
**ARPI ROUND**



**ARPI UK**

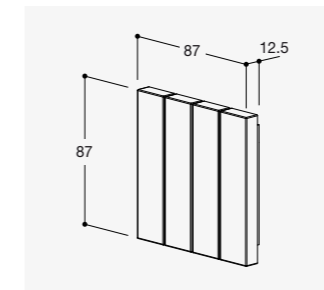


**ARPI TAIL ROUND**



*Aesteem*

**SINGLE FRAME**

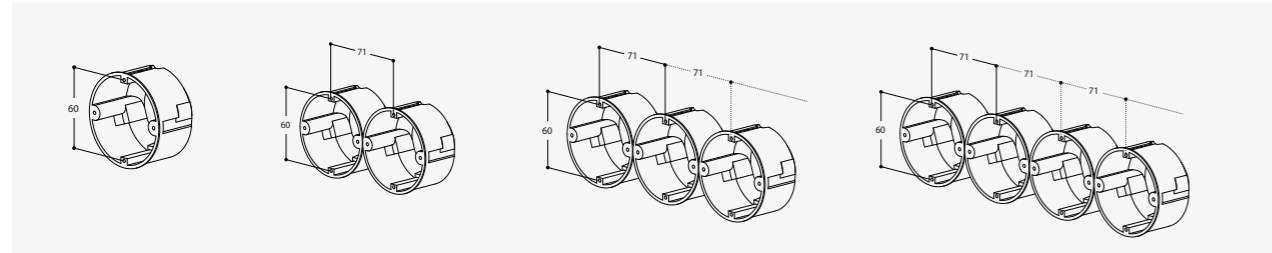


## 2. Compatible wall boxes Installation guidelines

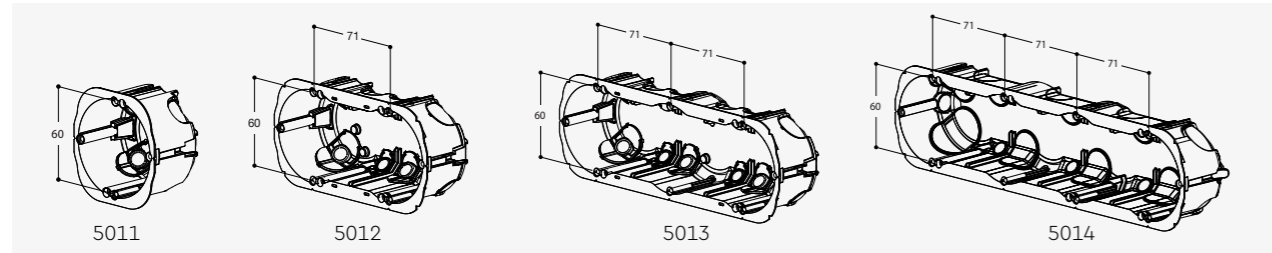
### Wallboxes

Lithoss switches and sockets should be installed on wall boxes with screws (screw distance: 60mm). Below you will find an overview of possible combinations. For other European standards check compatible wall boxes on pages 90 – 95.

#### INSTALLATION ON ROUND WALL BOXES (STANDARD)

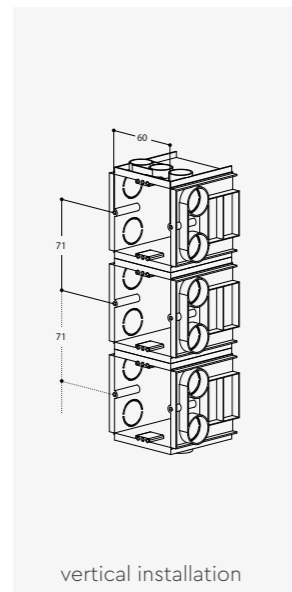
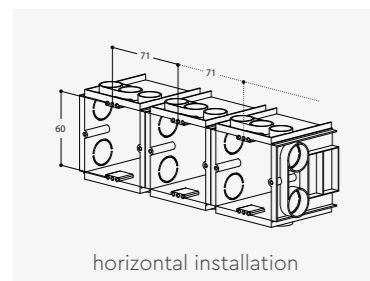
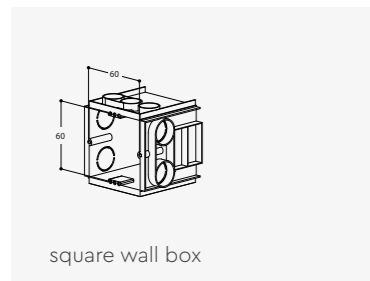


#### INSTALLATION ON ROUND WALL BOXES (O-RANGE)

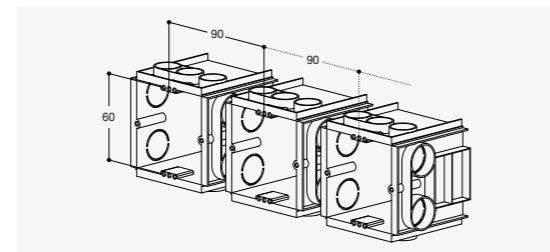


#### INSTALLATION ON SQUARE WALL BOXES

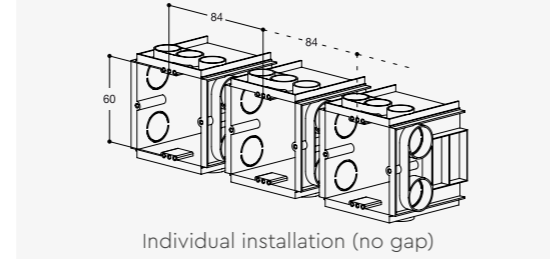
Not applicable for Circum: see compatible wall boxes on pages 90-91



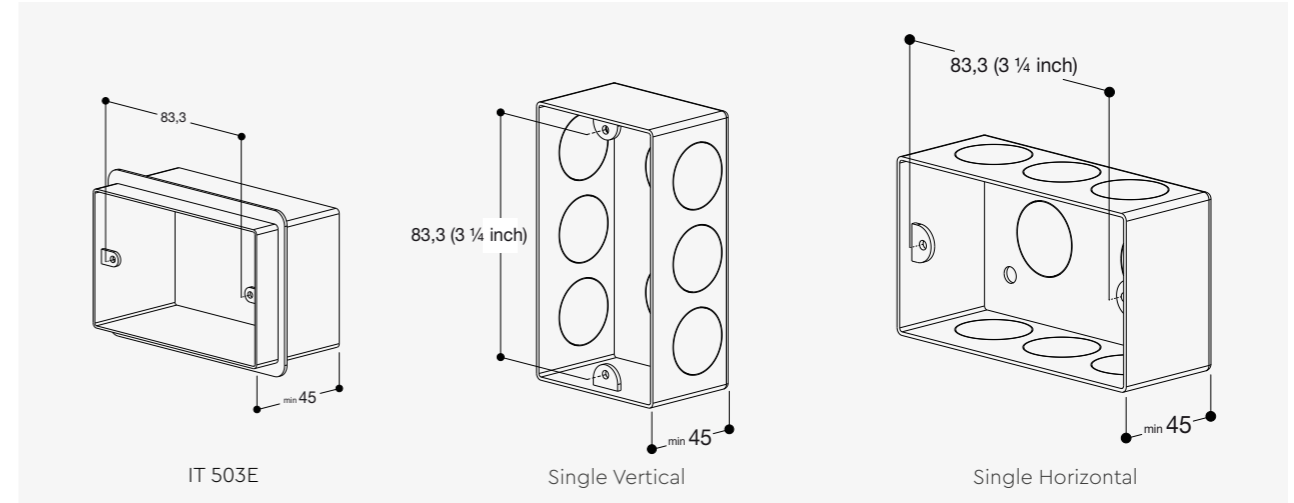
#### AESTEEM



#### STANDARD COLLECTION

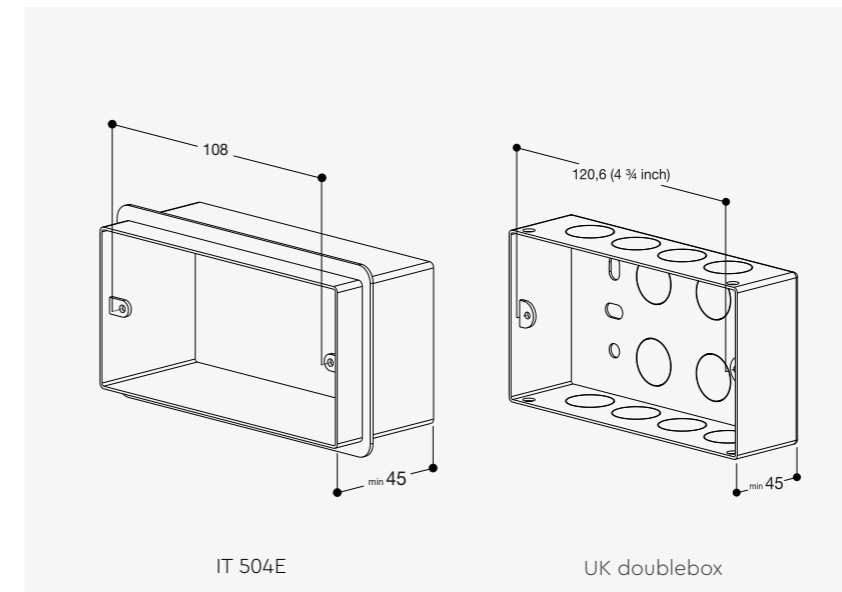


#### OPERA & US

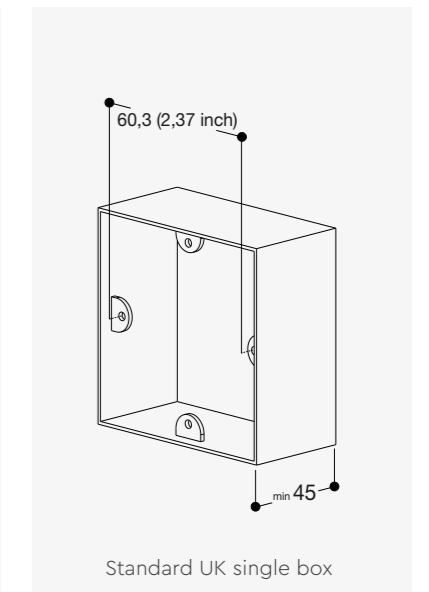


Ask for our Italian standard solutions : IT 505E / 506E

#### BRITANNICA



#### STANDARD



## 2. Compatible wall boxes

Reference	Manufacturer	Series	Modules	Application	Size / Dia	Depth
"1055-xx 1056-xx"	Kaiser	nvt	1	Wallbox	60	46
"1555-xx 1556-xx"	Kaiser	nvt	1	Wallbox	60	60
1069-xx	Kaiser	nvt	1	Wallbox	110 × 71	49
1068-xx	Kaiser	nvt	1	Wallbox	149 × 69	60
1656-xx	Kaiser	nvt	2	Wallbox	135×69	40
1656-21	Kaiser	nvt	2	Wallbox	150×64	65
205	Helia	nvt	1	Hollow partitions	70	45
275	Helia	nvt	1	Wallbox	60 × 60	50
276	Helia	nvt	1	Wallbox	60 × 60	65
750	Helia	nvt	1	Wallbox	60 × 60	50
752	Helia	nvt	1	Wallbox	60 × 60	50
760	Helia	nvt	1	Wallbox	60 × 60	65
7500	Helia	Q <sub>2</sub> -series	1	Wallbox	60 × 60	50
7650	Helia	Q <sub>2</sub> -series	1	Wallbox	60 × 60	65
450	Helia	nvt	1	Wallbox	71 × 71	45
3215	Helia	nvt	1- ∞	Wallbox	63	44
4215	Helia	nvt	1- ∞	Wallbox	63	62
662	Kaiser	nvt	SB3MT	"Wallbox Hollow partitions"	100 × 60	52
663	Kaiser	nvt	SB4MT	"Wallbox Hollow partitions"	121 × 60	52
9×61-xx	Kaiser	nvt	1	Hollow partitions	68	35
9×63-xx	Kaiser	nvt	1	Hollow partitions	68	47
9×64-xx	Kaiser	nvt	1	Hollow partitions	68	68
9×62-xx	Kaiser	nvt	2	Hollow partitions	68	47
9062-94	Kaiser	nvt	2	Hollow partitions	68	75
9463-xx	Kaiser	nvt	1	Hollow partitions	74	40
9464-xx	Kaiser	nvt	1	Hollow partitions	74	50
5011	Helia	O-series	1	Hollow partitions	68	47
5012	Helia	O-series	2	Hollow partitions	2 × 68	47
5013	Helia	O-series	3	Hollow partitions	3 × 68	47

NEW

Reference	Lithoss Circum Compati- bility	Select / Squares USB	Void Square						Void Round NXT	AEsteem	Britannica	Opera
			illume	Frame A (Bticino)	Frame B (L/H/P)	Frame C (Vimar)	Cockpit	KNX				
"1055-xx 1056-xx"	•	•	•	•*	•*		•	•	•	•		
"1555-xx 1556-xx"	•	•	•	•*	•*		•	•		•		
1069-xx	•	•	•		•*		•	•	•	•		
1068-xx	•	•	•	•*	•*		•	•	•	•		
1656-xx	•	•	•					•				
1656-21	•	•	•	•*	•*		•	•	•	•		
205												
275		•	•	•*	•*	•*	•	•	•	•		
276		•	•	•*	•*	•*	•	•	•	•		
750		•	•	•*	•*	•*	•	•	•	•		
752		•	•	•*	•*	•*	•	•	•	•		
760		•	•	•*	•*	•*	•	•	•	•		
7500		•	•	•*	•*	•*	•	•	•	•		
7650		•	•	•*	•*	•*	•	•	•	•		
450	•	•	•	•*	•*	•*	•	•	•	•		
3215	•	•	•	•*			•	•		•		
4215	•	•	•	•			•	•		•		
662											•	
663										•		
9×61-xx	•	•	•	•*	•*	•*						
9×63-xx	•	•	•	•*	•*	•*	•	•	•	•		
9×64-xx	•	•	•	•*	•*	•*	•	•	•	•		
9×62-xx	•	•	•	•*	•*	•*	•	•	•			
9062-94	•	•	•	•*	•*	•*	•	•	•			
9463-xx	•	•	•	•*	•*	•*		•	•	•		
9464-xx	•	•	•	•*	•*	•*	•	•	•	•		
5011	•	•	•	•*	•*		•	•	•	•		
5012	•	•	•	•*	•*		•	•	•			
5013	•	•	•	•*	•*		•	•	•			

\*= Depending on module depth  
Important: Technical data is subject to change without notice. Please check our website for latest information.

## 2. Compatible wall boxes

Reference	Manufacturer	Series	Modules	Application	Size / Dia	Depth
5014	O-series	O-series	4	Hollow partitions	4 x 68	47
80140	Batibox	Batibox	1	Wallbox	32x70	40
80131	Batibox	Batibox	1	Wallbox	70x70	30
80141	Batibox	Batibox	1	Wallbox	70x70	40
80151	Batibox	Batibox	1	Wallbox	70x70	50
80161	Batibox	Batibox	1	Wallbox	70x70	60
80142	Batibox	Batibox	2	Wallbox	145x70	40
80149	Batibox	Batibox	3	Wallbox	115x70	40
80143	Batibox	Batibox	3	Wallbox	215x70	40
80144	Batibox	Batibox	4	Wallbox	285x70	40
89241	Batik	Batik	2	Wallbox	70x70	40
89251	Batik	Batik	2	Wallbox	70x70	50
89261	Batik	Batik	2	Wallbox	70x70	60
80185	Batibox	Batibox	1	Wallbox	75x75	40
80155	Batibox	Batibox	-	Wallbox		50
80021	Batibox Energy	Batibox Energy	1	Hollow partitions	67	40
80040	Batibox	Batibox	2	Hollow partitions		40
49341	Batibox	Batibox	1	Hollow partitions	65	40
80041	Batibox	Batibox	1	Hollow partitions	67	40
80051	Batibox	Batibox	1	Hollow partitions	67	50
80061	Batibox	Batibox	1	Hollow partitions	67	60
80049	Batibox	Batibox	2	Hollow partitions		40
80042	Batibox	Batibox	2	Hollow partitions	138x67	40
80052	Batibox	Batibox	2	Hollow partitions	138x67	50
80043	Batibox	Batibox	3	Hollow partitions	208x67	40
80053	Batibox	Batibox	3	Hollow partitions	208x67	50
80044	Batibox	Batibox	4	Hollow partitions	278x67	40
80054	Batibox	Batibox	4	Hollow partitions	278x67	50
89352	Batibox	Batibox	2	Hollow partitions	122x67	50

NEW

Reference	Lithoss Circum Compatibility	Select / Squares USB	Illume	Void Square					Void Round NXT	AEsteem	Britannica	Opera
				Frame A (Bticino)	Frame B (L/H/P)	Frame C (Vimar)	Cockpit	KNX				
5014	•	•	•	*•	*•		•	•	•			
80140												
80131	•											
80141	•	•	•	*•	*•	*•	•	•	•	•		
80151	•	•	•	*•	*•	*•	•	•	•	•		
80161	•	•	•	*•	*•	*•	•	•	•	•		
80142	•	•		*•	*•	*•		•	•			
80149	•											•
80143	•	•		*•	*•	*•		•				
80144	•	•		*•	*•	*•		•				
89241		•	•	*•	*•	*•		•		•		
89251		•	•	*•	*•	*•	•	•	•	•		
89261		•	•	*•	*•	*•	•	•	•	•		
80185												
80155												
80021	•	•	•									
80040												
49341	•	•	•		*•	*•		•	•			
80041	•	•	•	*•	*•	*•		•	•			
80051	•	•	•	*•	*•	*•	•	•	•	•		
80061	•	•	•	*•	*•	*•	•	•	•	•		
80049												
80042	•	•		*•	*•	*•	•	•	•			
80052	•	•		*•	*•	*•	•	•	•			
80043	•	•		*•	*•			•				
80053	•	•		*•	*•		•	•	•			
80044	•	•		*•	*•			•				
80054	•	•		*•	*•		•	•	•			
89352												

\*= Depending on module depth  
Important: Technical data is subject to change without notice. Please check our website for latest information.

## 2. Compatible wall boxes

Reference	Manufacturer	Series	Modules	Application	Size / Dia	Depth
98353	Batibox	nvt	3	Hollow partitions		50
89348	Batibox	nvt	1	Hollow partitions	85	40
89358	Batibox	nvt	1	Hollow partitions	85	50
89224	nvt	nvt	1	Hollow partitions	67	40
B45	nvt	nvt	1	Wallbox	60 x 60	45
B65	nvt	nvt	1	Wallbox	60 x 60	65
2660	nvt	nvt	1	Hollow partitions	68	65
2661	nvt	nvt	1	Hollow partitions	68	45
2663	nvt	nvt	2	Hollow partitions	68	45
2664	nvt	nvt	3	Hollow partitions	68	45
2665	nvt	nvt	4	Hollow partitions	68	45
S57/100	Flexi 20	nvt	1	Wallbox	71	57
S57/Dobbel	Flexi 20	Q <sub>2</sub> -series	2	Wallbox	71	57
E107M25	FM Device socket	Q <sub>2</sub> -series	1- ∞	Wallbox	65	64
UP20	FM Device socket	nvt	2	Wallbox	71	62
UP30	FM Device socket	nvt	3	Wallbox	71	62
UP40	FM Device socket	nvt	4	Wallbox	71	62
KP 68	KP	nvt	1- ∞	Wallbox	71	42
KPR 68	KPR	nvt	1- ∞	Wallbox	71	64
KP 68/D	KP	nvt	1- ∞	Wallbox	72x72	43
KPR 68/D	KPR	nvt	1- ∞	Wallbox	72x72	68
KP 67/2	KP	nvt	1- ∞	Wallbox	67	43
KP 64/2	KP	nvt	2	Wallbox	68	43
KP 64/3	KP	nvt	3	Wallbox	68	43
KP 64/4	KP	nvt	4	Wallbox	68	43
KPL 64-50/LD	KPL	nvt	1	Hollow partitions	68	47
KPL 64-50/2LD	KPL	O-series	2	Hollow partitions	68	47
KPL 64-50/3LD	KPL	O-series	3	Hollow partitions	68	47
KPL 64-50/4LD	KPL	O-series	4	Hollow partitions	68	47

NEW

Reference	Lithoss Circum Compatibility	Select / Squares USB	Void Square							Void Round NXT	AEsteem	Britannica	Opera
			Illume	Frame A (Bticino)	Frame B (L/H/P)	Frame C (Vimar)	Cockpit	KNX					
98353													
89348													
89358													
89224	•	•	•	*•	*•		•	•	•	•			
B45		•	•	*•	*•	*•	•	•	•	•			
B65		•	•	*•	*•	*•	•	•	•	•			
2660	•	•	•	*•	*•	*•	•	•	•	•			
2661	•	•	•	*•	*•	*•	•	•	•	•			
2663	•	•		*•	*•	*•	•	•	•				
2664	•	•		*•	*•	*•	•	•	•				
2665	•	•		*•	*•	*•	•	•	•				
S57/100	•	•	•	*•	*•	•	•	•	•	•			
S57/Dobbel	•	•		*•	*•	•	•	•	•	•			
E107M25	•	•	•	*•			•	•		•			
UP20	•	•		*•	*•	*•	•	•	•	•			
UP30	•	•		*•	*•	*•	•	•	•	•			
UP40		•		*•	*•	*•	•	•	•	•			
KP 68	•	•	•	*•	*•	*•	•	•	•	•			
KPR 68	•	•	•	*•	*•	*•	•	•	•	•			
KP 68/D	•	•	•	*•	*•	*•	•	•	•	•			
KPR 68/D	•	•	•	*•	*•	*•	•	•	•	•			
KP 67/2	•	•	•	*•	*•	*•	•	•	•	•			
KP 64/2	•	•		*•	*•	*•	•	•	•	•			
KP 64/3	•	•		*•	*•	*•	•	•	•	•			
KP 64/4		•		*•	*•	*•	•	•	•	•			
KPL 64-50/LD	•	•	•	*•	*•	*•	•	•	•	•			
KPL 64-50/2LD	•	•		*•	*•	*•	•	•	•	•			
KPL 64-50/3LD	•	•		*•	*•	*•	•	•	•	•			
KPL 64-50/4LD		•		*•	*•	*•	•	•	•	•			

\*= Depending on module depth  
Important: Technical data is subject to change without notice. Please check our website for latest information.



### 3. Combinations

Productgroup (zz)		Module type (yy)			
Family	Code	Technology	Code 1	Type	Code 2
		None (void, dimmer, luminaires)	0	Blind	0
Select	Ni	250V 2-way (Cockpit, Opera, Britannica, Circum)	1	1T (Select, Squares) / 1C (Cockpit)	1
		250V Shutter (Cockpit, Opera, Britannica, Circum)	2	2T (Select, Squares) /2C (Cockpit)	2
Cockpit	Co	24V-250V push button (Select, Squares, Cockpit, Opera, Britannica, Circum)	3	3T (Select, Squares)	3
Squares	Sq	250V 2-way + neon (Cockpit, Opera, Britannica, Circum)	4	4T (Select, Squares)	4
Void	Vo	250V Shutter + neon (Cockpit, Opera, Britannica, Circum)	5	Bticino frame (void square)	A
Dimmer	Dm	24V-250V Push button + neon (Cockpit, Opera, Britannica, Circum)	6	L/H/P frame (void square)	B
Circum Select	CN	24V Push button + led white (Select, Squares, Opera, Britannica, Illume, Circum)	7	Vimar frame (void square)	C
Circum Cockpit	CC	24V Push button + led amber (Select, Squares, Opera, Britannica, Illume, Circum)	8	Dimmer 1-10V	D
Circum Squares	CS	24V + feedback RGB led (Aesteem)	9	Bticino LHP Vimar frame (void square)	E
Circum Void	CV	Teleruptor (Select, Squares, Opera, Britannica, Circum, 1T only)	A	Flex (luminaires)	F*
Circum Dimmer	CD	Domintell (Select, Squares, Opera, Britannica)	D	(2700 K) Gatekeeper (luminaires)	G
		24V Push button + led blue (illume)	E	Socket Round White EU (void round NXT)	H
Britannica Select	BN	24V Push button + led red (illume)	F	Socket Round Black EU (void round NXT)	I
Britannica Cockpit	BC	24V + orientation RGB led (Aesteem)	G	Socket Round White FR-BE (void round NXT)	J
Britannica Squares	BS	24V + orientation & feedback RGB led (Aesteem)	H	Dimmer KNX	K
Britannica Void	BV	Qbus+RGB LED NXT (Select, Squares, Cockpit, Opera, Britannica, Circum)	I	Socket Round Black FR-BE (void round NXT)	L
Britannica Dimmer	BD	Qbus+RGB LED+TEMP NXT (Select, Squares, Cockpit, Opera, Britannica, Circum)	L	(2700 K) Microscoop (luminaires)	M*
		Void MK (void)	M	(2700 K) Nobel (luminaires)	N*
Opera Select	ON	Void 3MT (void)	N	Nightguide (luminaires)	O
Opera Cockpit	OC	Void 4MT (void)	O	Dimmer universal	P
Opera Squares	OS	250V cross (Cockpit, Opera, Britannica, Circum, 1C only)	P	(3000 K) Q_lite (luminaires)	S
Opera Void	OV	KNX NXT (led & temp sensor) (Select, Squares, Opera, Britannica, Circum)	S	USB A (void)	U
Opera Dimmer	OD	Casambi (Select, Squares, Opera, Britannica, Circum)	T	USB A+C (void)	U1
				UTP (void)	U8
Helvetica Select	HN			2UTP (void)	U9
Helvetica Cockpit	HC			USB C+C (void)	U2
Helvetica Squares	HS			Berrier Junior Swivel A (Luminaire)	VB1
Helvetica Void	HV			Casambi Tunable white (Dimmer)	VD1
Helvetica Dimmer	HD			Casambi RGBW (Dimmer)	VD2
Aesteem	AE				

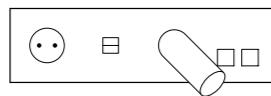
First 2 letters : name of Collection switch  
or first 2 letters Vo for combinations of sockets only

Available colours lighting fixture  
\* Copper with Textured black Focus  
\* Textured white RAL9010  
\* Textured black  
\* Anodic Brown  
\* Anodic Bronze

#### EXAMPLE

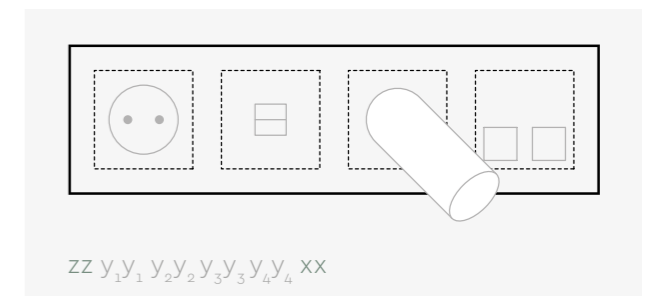
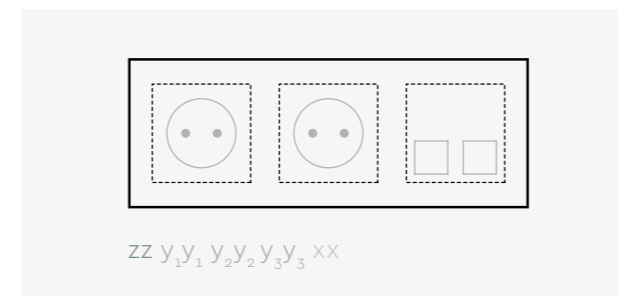
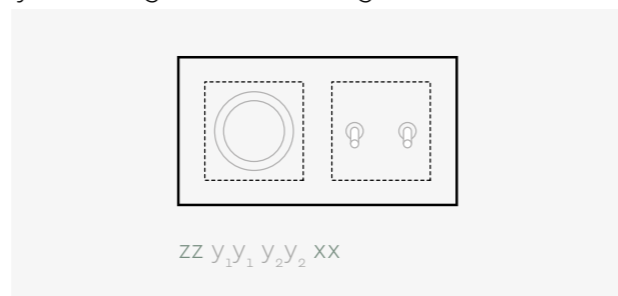
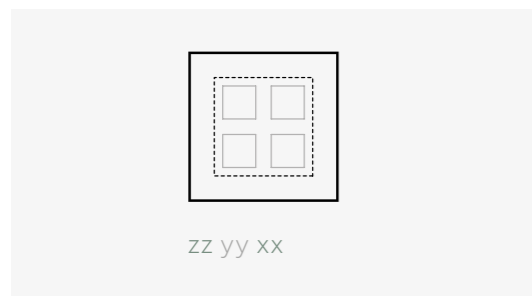


01 STAINLESS STEEL



Sq0LoUoM3201 in Stainless Steel.

Feel free to make your own combinations  
by selecting from the configurations above.



Colours	Code	Finish (xx)				
		Select	Cockpit	Squares	Illume	Dimmer
Stainless Steel	01	•		•	•	•
Matt White RAL9010	02	•	•	•	•	•
Gunpowder Black (Fusain)	03	•		•	•	•
Brushed Brass	06	•		•	•	•
Chrome	08	•			•	
Nickel	09	•	•		•	•
Textured White RAL9010	13	•		•	•	•
Textured Black RAL9011	14	•	•	•	•	•
Bronze Antique	17	•	•		•	
Matt Black RAL9011	18	•		•	•	
Tin Antique	19	•			•	•
Brass Antique	20	•			•	•
Bicolour RAL9010 + RAL9011	28	•			•	
Copper	29	•		•	•	•
Stainless Steel + Textured Black	30		•			
Textured Black + Nickel	32		Knurl			Knurl
Brushed Brass + Textured Black	33		•			
Copper + Textured Black	34		•			
Matt White + Textured Black	35		•			•
Textured Black + Brushed Brass	36		Knurl			
Brushed Brass	37		Knurl			Knurl
Stainless Steel + Nickel	38		Knurl			Knurl
Bronze Antique	39		Knurl			
Brass Antique	40		•			
Gunpowder Black (Fusain)	41		•			
Tin Antique + Textured Black	42		•			
Nickel	43		Knurl			Knurl
Anodic Bronze	44			•		
Anodic Brown	45			•		
Textured Black + Brass	46		Knurl			Knurl
Matt Black RAL9011	50		Knurl			Knurl
Textured Black	51		Knurl			Knurl
Gunpowder Black	52		Knurl			Knurl
Gunpowder Black	53		Knurl			Knurl
Brushed Gold Ano	63		Knurl			Knurl
Brushed Titanium Ano	64		Knurl			Knurl
Brushed Bronze Ano	65		Knurl			Knurl

## 4. Printing / engraving symbols

To personalize our switches, text (in the language of your choice) or symbols can be printed or engraved on the button and/or coverplate. These symbols can be printed via a special silk-screen process. The colour of the print depends on the chosen finish, for example a silver symbol on a gunpowder black coverplate. A true added value to our products is laser engraving so you don't only see the strength and quality of our products, you also feel them. By choosing the correct laser setting you can burn the surface locally in order to obtain a discrete black symbol or laser deeper to make the symbol appear in the base material. Other symbols can be printed or engraved when quality images are supplied.

**Engraving our buttons and plates reveals following surface colour:**

Stainless Steel / Nickel / Brushed brass / Copper / Tin Antique : black

Bronze Antique / Brass Antique : brass

Gunpowder Black : red copper

Ano colours : grey

**Engraving following plates reveals following surface colour:**

Matt White / Textured White : black

Matt Black / Textured Black / Anodic Brown / Anodic Bronze : light grey

**Engraving following buttons (Select) reveals following surface colour:**

Matt White / Textured White / Matt Black / Textured Black / Anodic Brown / Anodic Bronze : brass



1 raise temperature	11 kitchen	21 garden lights	31 music source	41 pool room	51 left	61 volume up	71 leave
2 lower temperature	12 power standby	22 tennis court	32 night mode	42 elevator	52 right	62 volume down	72 home
3 wine cellar	13 sunny mode	23 1 light	33 gate closed	43 fast forward	53 up	63 all lights off	73 sauna
4 plasma tv	14 armed	24 2 lights	34 gate open	44 rewind	54 down	64 all lights on	74 bar
5 dining room	15 curtains closed	25 3 lights	35 table lamp	45 index fast forward	55 patio	65 floor lamp	75 living room
6 cd	16 curtains open	26 4 lights	36 cloudy mode	46 index rewind	56 study	66 bathroom	76 home cinema
7 dvd	17 doorbell	27 5 lights	37 mp3	47 stores closed	57 25%	67 bedroom	77 airco up
8 sprinklers	18 spa	28 6 lights	38 radio	48 stores open	58 50%	68 dog	78 airco down
9 garage closed	19 vacation	29 7 lights	39 mute	49 play	59 75%	69 fan	79 master off
10 garage open	20 babysit	30 8 lights	40 fireplace	50 stop	60 100%	70 swimming pool	80 master on

\*laser engraving not available for Chrome.  
\*our finishings are artisanal thus slight differences can occur when laser engraving.  
Important: Silk-screen printing not available for Chrome and Textured finishes!

# Lithoss

## **Lithoss Belgium**

Moortelmeers 23 • 8740 Pittem  
tel +32 (0)56 48 15 98  
info@lithoss.com • www.Lithoss.com

All rights reserved.

The information in this catalogue is provided without liability. Lithoss reserves the right to change materials, characteristics and dimensions without prior notice.

Read all instructions carefully. Lithoss general conditions of sale apply.

Lithoss shall not be held liable for any discrepancies between the illustrations or descriptions given and the actual product neither for any misprints and/or typing errors.

We took the liberty of editing some images to give you an impression of how our switches improve living, office and other spaces.

Nothing in this catalogue may be reproduced without written permission from Lithoss.

This catalogue supersedes and replaces all previous catalogues.

Concept and creation: Team Lithoss